

EVC F.R.E.S.H INITIATIVES Annual Report

2023 Academic Year
August 2022-May 2023



Free Resources and Education to Stop Hunger & Homelessness

Basic Needs Services Available

Implementation for California Community Colleges Basic Needs Centers is well underway at EVC. Starting with the 2022-23 academic year, all community colleges in the state have received funding to create dedicated Basic Needs Centers on their campuses to support students' access to necessities such as food, housing, childcare, transportation, health care, and technology. This page provides a look at resources available within each of the mandated data elements.



The FRESH Assistance Center allows students to access resources and services for seven key areas outlined in SG23 including:

Food Security: Students receive services to directly access food, food-related public benefits, and/or referrals to external food assistance programs. This category includes CalFresh application assistance and support. EVC offers multiple services that address food security including the Second Harvest Food Distribution, EVC FRESH Farmer's Market Days, EVC FRESH Market Pantry, Grocery Gift Cards, Fresh and Natural Food Vouchers, and Snack Hubs located in key offices around campus.

Housing Security: Students can receive services for housing support, navigation, and/or placement, directly from the campus basic needs center and/or a referral to an external housing provider. Includes support for on-campus and off-campus *housing*. EVC's Case Manager plays a vital role in supporting housing support services. In addition, EVC partners with Amigos de Guadalupe Center to offer safe parking and additional case management.

Transportation Support: Students receive support for transportation to and from campus, such as with their personal car, parking fees, gas assistance, and/or public transportation.

Mental Health: Students receive support and referrals for mental health intervention and/or prevention services. This category includes campus-based and/or referrals to external services, such as counseling, therapy, peer support, and/or suicide prevention, in collaboration with EVC's Health & Wellness Office.

Child Care: Students receive support for childcare services, including assistance with vouchers for childcare, referrals to an external childcare provider, and referrals to family resource centers.

Physical Health and Hygiene: Students receive support to directly access healthcare, health-related public benefits, and/or referrals to external health assistance programs. This category includes MediCal/Covered California application assistance and support. In addition, students can access free showers on campus, EVC's Clothing Closet, and additional services through EVC's partnership with Dress for Success.

Technology Support: Students receive support with access to the technology necessary to participate in courses and complete course work, including loaner computers, loaner hotspots, and assistance with applying for affordable WiFi and/or internet access.

Additional Support: Students can also receive financial support including emergency funds, textbook purchase assistance, free tax preparation services, and financial literacy courses.

EVC FRESH MARKET PARTNERSHIPS & BUDGET

AUGUST 2022-JULY 2023

OVERVIEW OF PARTNERSHIPS



EXTERNAL PARTNERSHIPS

- Hunger at Home
- New Seasons Grocery Store
- Santa Clara County Public Health Department
- Second Harvest of Silicon Valley
- Dress for Success
- Amigos de Guadalupe Center
- DoorDash
- Leah's Pantry

Budget Breakdown

MAJOR ENCUMBRANCES

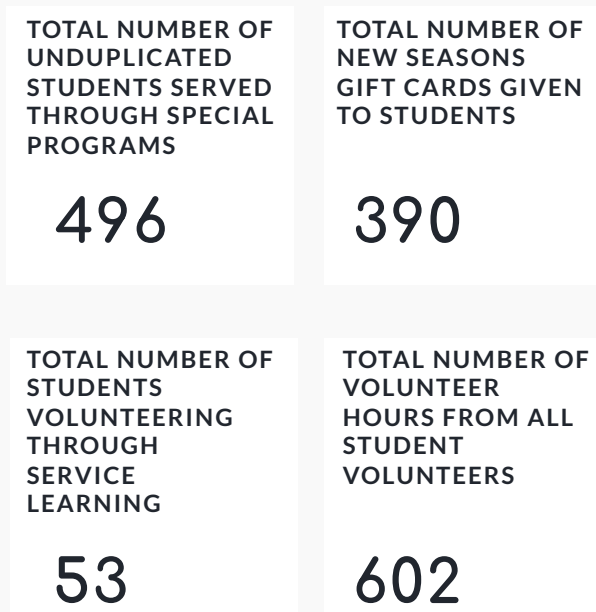
Memberships \$3,000 • Membership was paid for Evergreen Valley College's membership to RealCollege California Coalition	Food & Food Services \$12,000 • Food purchased for Annual Turkey Giveaway
Advertising \$25,000 • Sick Text messaging service to allow for texting students reminders of upcoming distributions. • Swag Items were purchased with the FRESH logo to help students carry items.	Other Payments to / for Students \$60,000 • Multiple gift cards were purchased to assist students with transportation and food • Emergency funds provided to students • Textbooks and class supplies were purchased for students

Additional Encumbrances

- Mamava Pods: \$46,200
- In alignment with AB 2785, three culturally designed Mamava pods were purchased and placed around campus to provide safe lactation pods that met AB requirements.

Total Major Encumbrances Spent FY23: \$146,200

CAMPUS OUTREACH



WRAP AROUND SERVICES

- Monthly reports were run through SARS. Students who utilized FRESH services 2+ times a month were contacted and referred to/ applied for:
 1. Financial literacy classes
 2. **CalFresh** (78% of students receiving services applied)
 3. EVC Case Manager for county resources/application assistance
- Office of Student Life collaborated with the **Early Alert Team**. FRESH Program students who appeared on Early Alert lists were contacted and referred to tutoring and received additional resources if needed, such as ASG Emergency Funds, grocery gift cards, or referral to Mental Health and Wellness services on campus.
- EVC FRESH Services introduced a new listserv to support parenting students in alignment with state priorities and AB2881.
- The Basic Needs Program expanded the Basic Needs Ambassador Program to ensure that historically underrepresented student populations knew about and had access to basic needs resources on campus.
- EVC began laying the foundation for intentional activities to support parenting students (information provided within)
- EVC established the FRESH Employee award to honor classified, faculty, administrators, and divisions/departments that have went above and beyond supporting our students' basic needs.

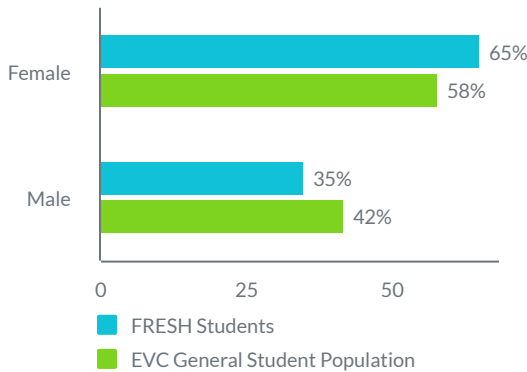
ADDRESSING FOOD INSECURITY- DEMOGRAPHICS

August 2022-July 2023

OVERVIEW & DEMOGRAPHICS

**TOTAL NUMBER OF
UNDUPLICATED
STUDENTS SERVED**
2,580
**TOTAL NUMBER OF
INDIVIDUALS
SERVED**
18,026
*TOTAL NUMBER SERVED
INCLUDES THE NUMBER OF
HOUSEHOLD MEMBERS FOR
EACH STUDENT THAT
RECEIVED FOOD
**TOTAL NUMBER OF
UNDUPLICATED
COMMUNITY
MEMBERS SERVED**
312
**TOTAL AMOUNT
OF LBS. FOOD
GIVEN**
917,110


GENDER BREAKDOWN



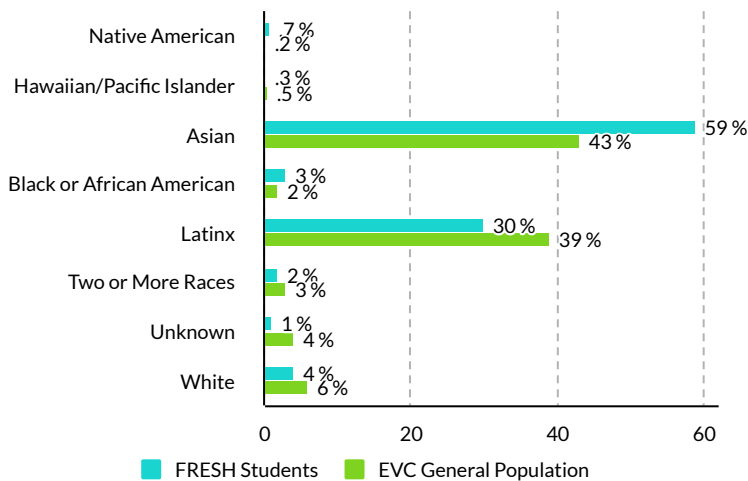
East Side Expansion

TOP FIVE ZIPCODES SERVED

95111	14%
95122	12%
95121	11%
95148	10%
95127	7%
Total zipcodes served	87

The Seven Trees area remains the top-served neighborhood for Basic Needs Services. The remaining four zip codes are all within East Side, San Jose.

RACE/ETHNICITY BREAKDOWN

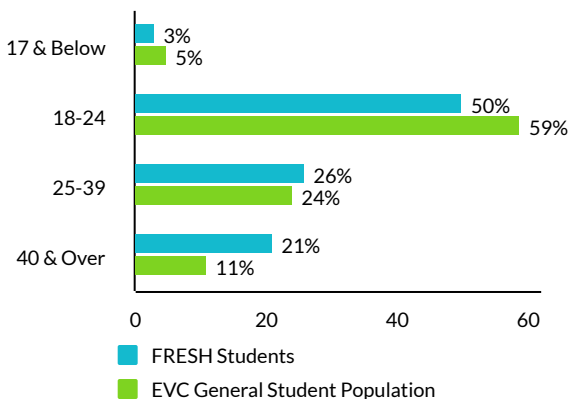


Information on Addressing Food Insecurity at Evergreen Valley College

To Address Food Insecurity on Campus, EVC offers multiple services including:

1. Second Harvest Food Distribution: a walk-up food distribution that occurs on the first and third Friday of every month
2. EVC Fresh Farmer's Market Days: a free farmer's market and CalFresh sign-up day occurring on the second and fourth Thursday of every month
3. EVC Fresh Market: an on-campus grocery store-style pantry open Monday-Thursday
4. Gift Cards- Visa Gift Cards and Grocery Store gift cards are available for students to purchase additional items, as needed.
5. Fresh and Natural Vouchers- \$10 voucher cards available for students to purchase a hot meal through the on-campus cafeteria.
6. CalFresh Application Assistance- students can receive assistance with applying for CalFresh through student ambassadors, the FRESH Assistance Center, or campus events.

AGE BREAKDOWN



ADDRESSING ADDITIONAL BASIC NEEDS- DEMOGRAPHICS & INFO

August 2022-July 2023

OVERVIEW & DEMOGRAPHICS

TOTAL NUMBER OF
UNDUPLICATED
STUDENTS SEEKING
HOUSING
RESOURCES

133

TOTAL NUMBER OF
UNDUPLICATED
STUDENTS SEEKING
CHILDCARE
RESOURCES

188

TOTAL NUMBER OF
UNDUPLICATED
STUDENTS SEEKING
TRANSPORTATION
RESOURCES

109

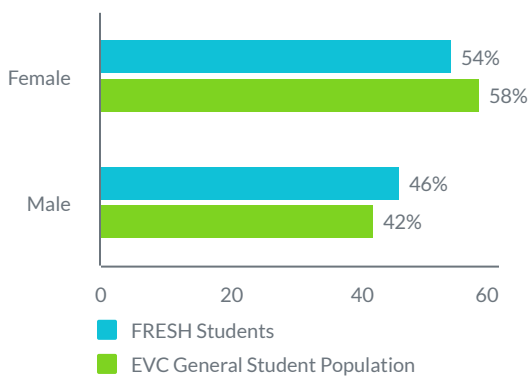
TOTAL NUMBER OF
UNDUPLICATED
STUDENTS SEEKING
TECHNOLOGY
RESOURCES

342

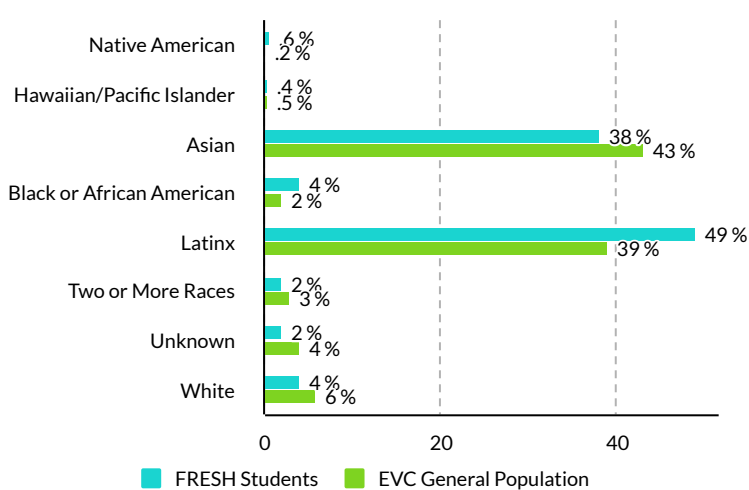
TOTAL NUMBER OF
UNDUPLICATED
STUDENTS
REFERRED FOR
MENTAL HEALTH
RESOURCES

196

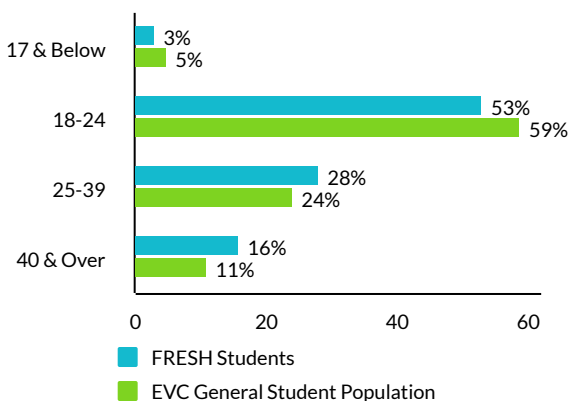
GENDER BREAKDOWN



RACE/ETHNICITY BREAKDOWN



AGE BREAKDOWN



Information on Addressing Financial Insecurity at Evergreen Valley College

In addition to the above-mentioned resources, EVC also offers multiple services to support the financial security of students including:

1. Emergency Funds (one-time \$500 application)
- 75 provided
2. Book and Supply Vouchers through the EVC Bookstore
- 102 provided
3. Financial Literacy Classes through Community Partnerships
4. Free Tax Preparation

Data shows that students aged 18-24 were more likely to request Emergency Funds and Book Supply Vouchers. Students aged 40 & Over were more likely to be referred to financial literacy classes and free tax preparation.



Quick Comparison

Male identifying students are more likely to seek additional basic needs services, such as technology and transportation support, than services that address food insecurity. Compared to the last academic year, there was a 3% increase in Latinx students accessing services to address food insecurity. There was a 12% increase from the 2021-2022 Academic Year in Latinx students' utilization of other basic needs services such as financial support, transportation, childcare resources, mental health referrals, and housing support. For the second academic year in a row, data shows that Latinx students are more likely to utilize other basic needs services, including financial support for textbooks, emergency funding, and referrals for mental health support than they are to utilize services that address food insecurity.

Academic Programs of Students Accessing FRESH Program

AUGUST 2022-MAY 2023

For the second year, EVC examined the Academic Programs of our students in order to identify trends and provide additional services, promotion, and student ambassadors to the academic programs in which a large percentage of students were enrolled. The chart to the right showcases the top Academic Programs of our FRESH Students.

In 2021-2022, EVC served as a pilot campus in the implementation of [Assembly Bill 396](#). Per AB 396, California Community Colleges are required to submit a list of campus-based programs that could qualify as Local Programs that Increase Employability (LPIEs).

All students participating in LPIEs are eligible for an exemption to the CalFresh student eligibility rule which will allow them to apply for CalFresh benefits. Through the assistance and collaboration of EVC's Curriculum Specialist, Academic Deans, and Vice-President of Instruction, EVC's Career Technical Education (CTE) and credit-bearing Adult Educations (AE) programs have received blanket approval as LPIEs. This allows for a greater range of students to be eligible to apply for CalFresh.

Current approved CTE Certificate Programs:

Accounting, Advanced Taxation, Advanced Manufacturing Level I, American Honda, Automotive Electrical-Engine Performance, Automotive Technology, Drivetrain & Chassis, Automotive Technology, Electrical-Engine Performance, Automotive Collision Technical, Automotive Foundational Skills, Automotive Hybrid and Electric Vehicle Service, Automotive Technology, Smog Specialist, Electric Vehicle Service (Tesla Start), Behavioral Intake and Assessment, BIS: General Business, Building Information Modeling, Community Service Officer, Computer Programming, English as a Second Language, English as a Second Language (noncredit), Entrepreneurship, Information Processing Specialist, Medical Assistant-Front Office, Online Teaching and Educational Technology, Patient Community Navigator Translation and Interpretation, Water and Wastewater Technology

Current approved Degree Programs:

Accounting, Administration of Justice, Automotive Electrical-Engine Performance, Automotive Technology, Drivetrain & Chassis Automotive Technology, Electrical-Engine Performance, BIS: General Business, Nursing

5 of these certificate and degree programs appear within the top Academic Programs of FRESH Students. The majority of the top programs fall within three divisions: MSE, SSHAPE, and Business & Workforce. Compared to all certificate and degree programs of FRESH student users, the MSE division accounts for over half of all academic programs of FRESH Users.

Academic Program	Percentage of Students
Nursing Education, AS	13%
General Studies: Health Sciences, AA	11%
Engineering, AS & AA	11%
Accounting, AS	8%
General Studies: Astronomy, AA	7%
Computer Science, AS-T	6%
Business Administration, AS-T	6%
BIS General Business, AS	5%
Psychology, AA-T	5%
Administration of Justice, AS-T	5%
Automotive Technology, Drivetime Chassis, AS	5%
English, AA	3%
Child and Adolescent Development, AA-T	3%
Mathematics, AS-T	3%
Biology, AA	3%
Communication Studies, AA-T	3%
Automotive Technology-Electrical Engine Perform AS	3%



Academic Impact of the EVC FRESH PROGRAM

AUGUST 2022-MAY 2023

Research has shown a significant relationship between food insecurity and GPA, concentration levels, and energy level. As such, EVC recognizes that secure access to food and housing is essential to academic success in higher education and must, therefore, be treated as a top educational priority. We advance a campus culture of caring that recognizes that students are humans first. We exemplify this commitment in our public statements and in our daily work by addressing the structural poverty that created this basic needs security crisis. We use data and evidence to drive our efforts to reduce food and housing insecurity and seek to impact as many of our students as possible.

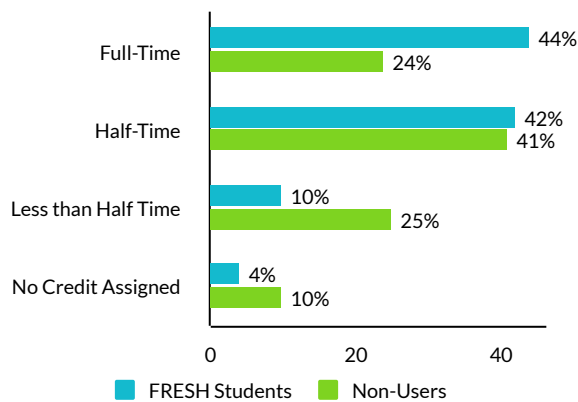
We openly share this data with others and welcome all into the conversation of supporting our students through Basic Needs Initiatives.

ACADEMIC LOAD BY SEMESTER- Overall

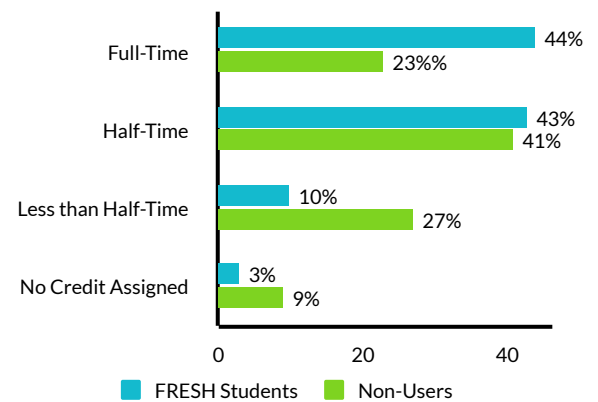
Fall 2022 Data

Spring 2023 Data

ACADEMIC LOAD



ACADEMIC LOAD



Academic Impact of EVC FRESH MARKET

AUGUST 2022-MAY 2023

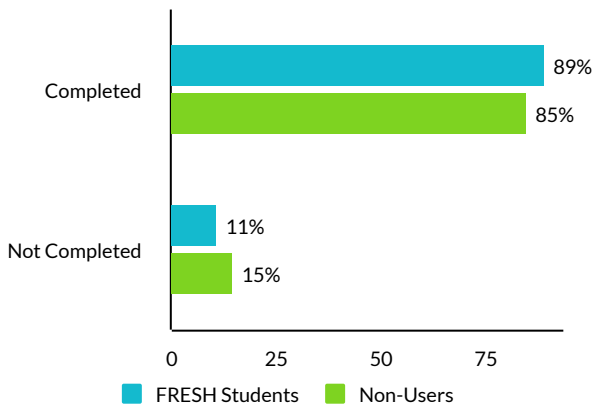
FRESH Students account for nearly 1/3 of the EVC student population. Students accessing basic needs initiatives as a group have consistently had higher retention rates and rates of course completion/success than non-FRESH Program users.



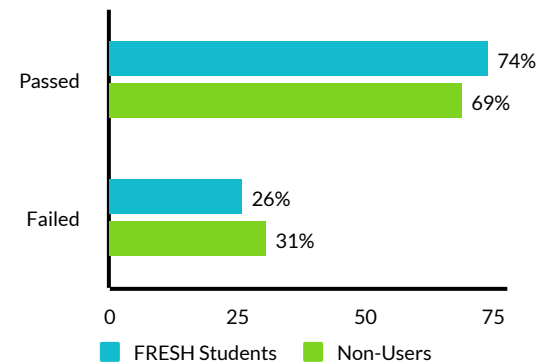
Overall FRESH Students

Fall 2022 Data

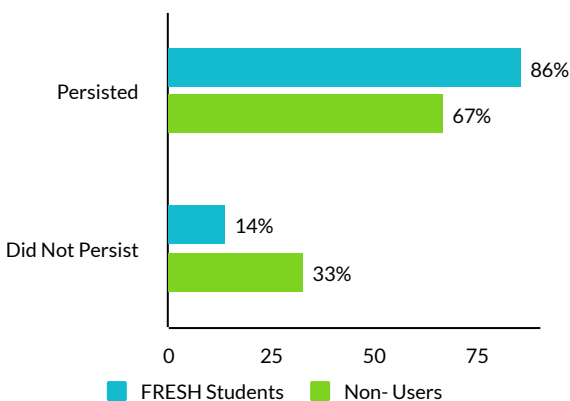
COURSE COMPLETION



SUCCESS RATES

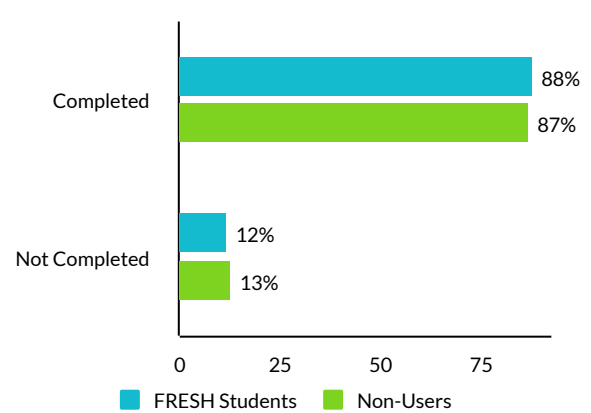


PERSISTENCE/RETENTION

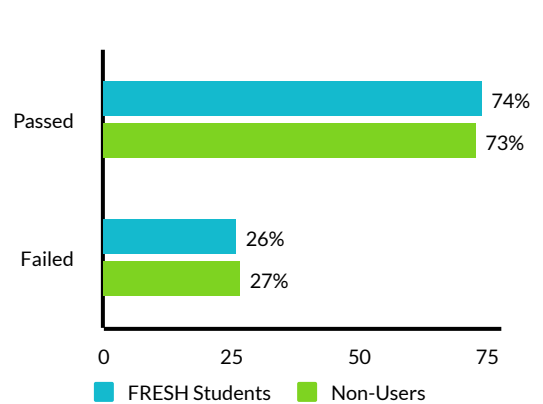


Spring 2023 Data

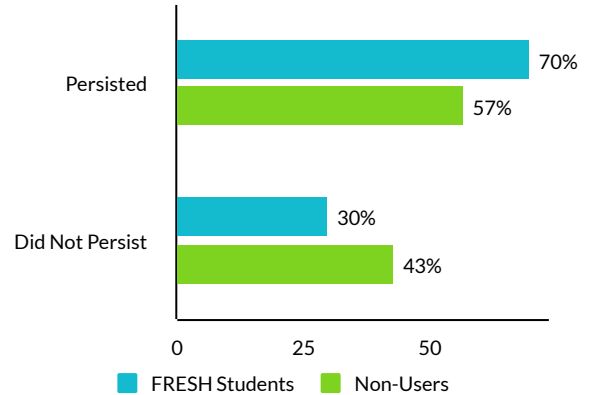
COURSE COMPLETION



SUCCESS RATES



PERSISTENCE/RETENTION



Academic Impact of the EVC FRESH Program-

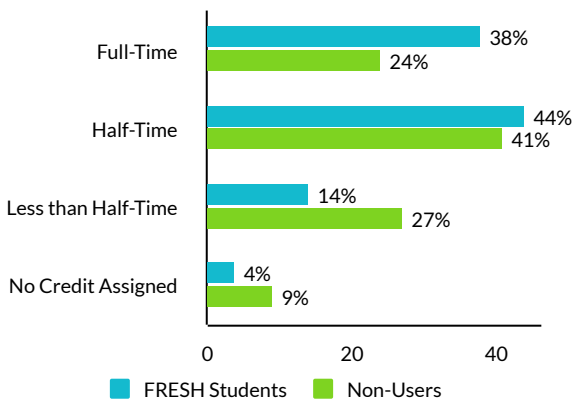
AUGUST 2022-MAY 2023

FRESH Students account for nearly 1/3 of the EVC student population. Students accessing basic needs initiatives as a group are more likely to be full-time students and have consistently had higher retention rates and rates of course completion/success than non-pantry users. Data on this page examines the Academic Load of three of the DI groups identified within EVC's Student Equity Plan: Latinx students, Black/African American students, and Economically Disadvantaged students.

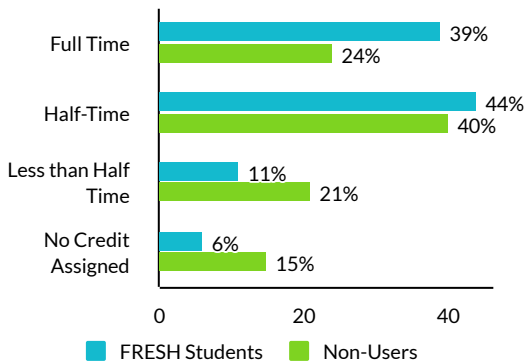


Fall 2022 Data

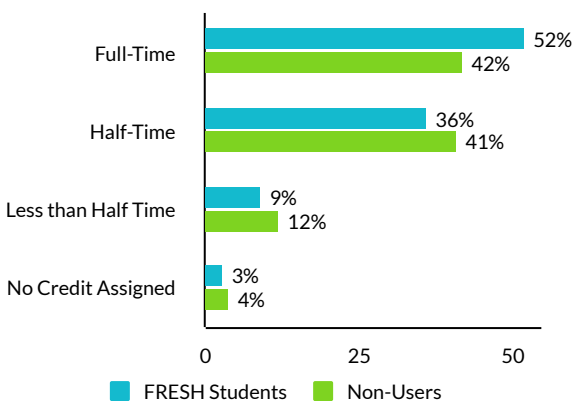
Academic Load of Latinx Students



Academic Load of Black Students

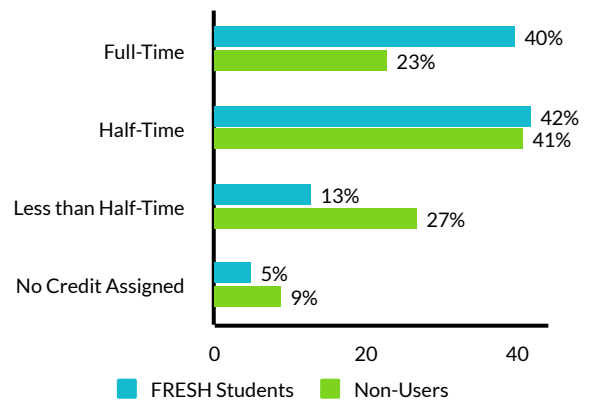


Academic Load of Economically Disadvantaged Students

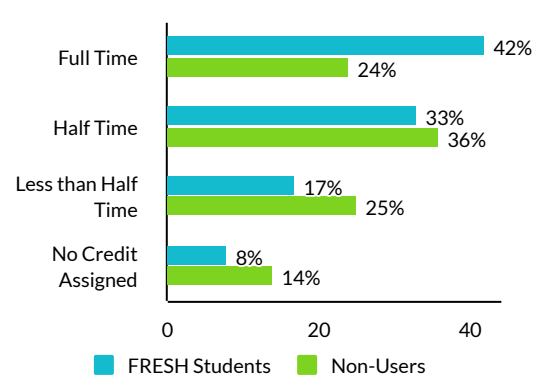


Spring 2023 Data

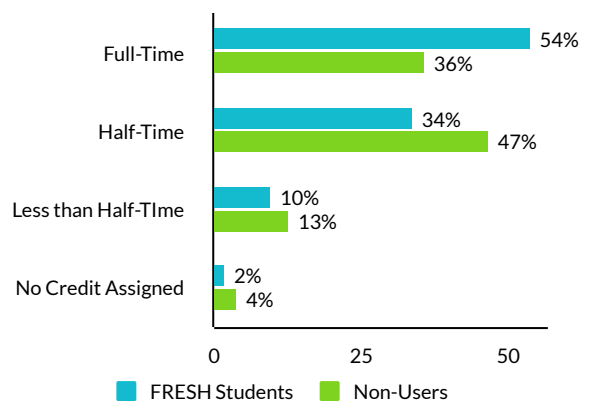
Academic Load of Latinx Students



Academic Load of Black Students



Academic Load of Economically Disadvantaged Students



Equity Impact of EVC FRESH MARKET

Latinx Students

Equity plans are designed to increase achievement by targeting specific indicators (access; retention; attained the vision goal completion; transferred to a four-year institution; and completed both transfer-level math and English) and gauging their success. Colleges are required to create and establish goals and implement strategies to address disparities discovered. In the Spring of 2020, Governor Newsom's updated budget called for the merger of Basic Needs work (specifically addressing Food Insecurity) and the **Student Equity and Achievement Program**.

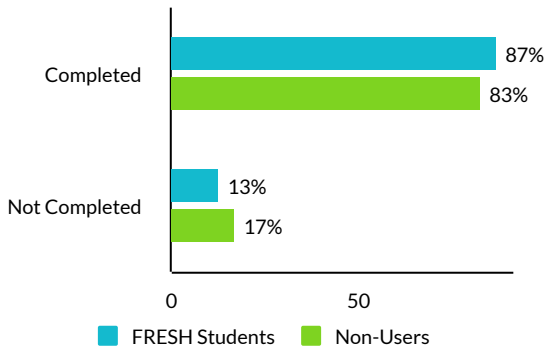
EVC's 2022-2025 Equity Plan identified three disproportionately impacted (DI) groups across five metrics. These three DI groups are: Latinx students, Black/African American students, and Economically Disadvantaged students.

This page provides a preliminary review of the persistence, course completion, and course success rates of FRESH students who identify as Latinx.

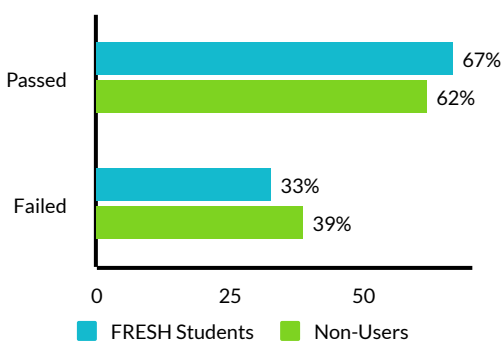


Fall 2022 Data

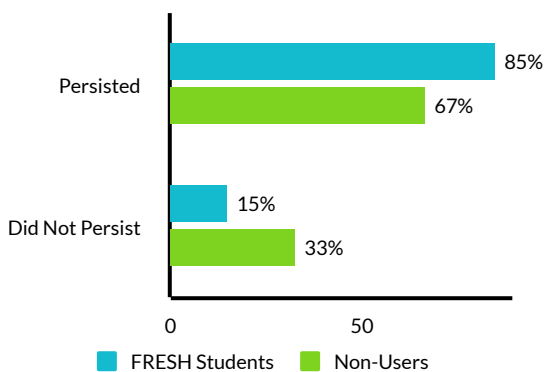
COURSE COMPLETION



SUCCESS RATES

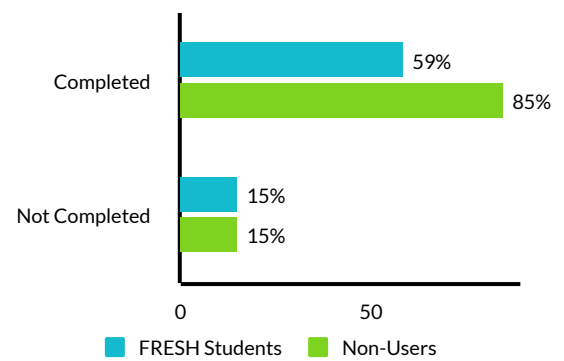


PERSISTENCE/RETENTION

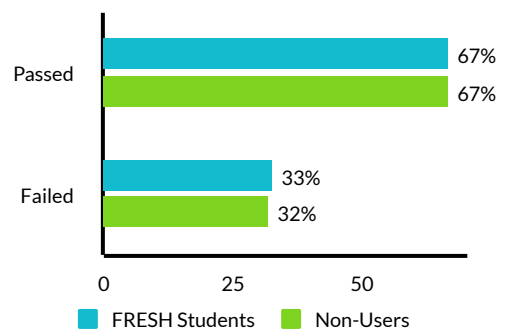


Spring 2023 Data

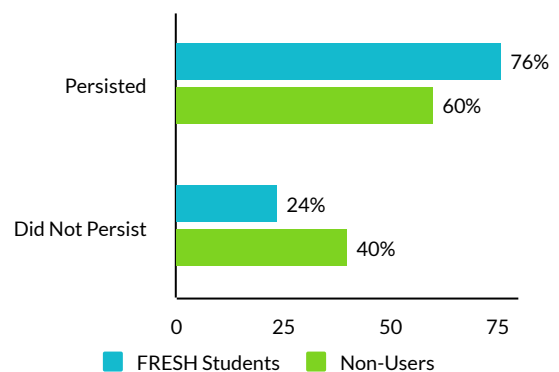
COURSE COMPLETION



SUCCESS RATES



PERSISTENCE/RETENTION



* Percentages rounded to the nearest whole number.

Equity Impact of EVC FRESH MARKET

Black Students

Equity plans are designed to increase achievement by targeting specific indicators (access; retention; attained the vision goal completion; transferred to a four-year institution; and completed both transfer-level math and English) and gauging their success. Colleges are required to create and establish goals and implement strategies to address disparities discovered. In the Spring of 2020, Governor Newsom's updated budget called for the merger of Basic Needs work (specifically addressing Food Insecurity) and the **Student Equity and Achievement Program**.

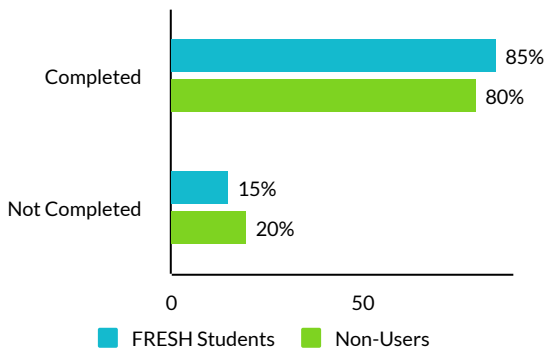
EVC's 2022-2025 Equity Plan identified three disproportionately impacted (DI) groups across five metrics. These three DI groups are: Latinx students, Black/African American students, and Economically Disadvantaged students.

This page provides a preliminary review of the persistence, course completion, and course success rates of FRESH students who identify as Black/ African American.

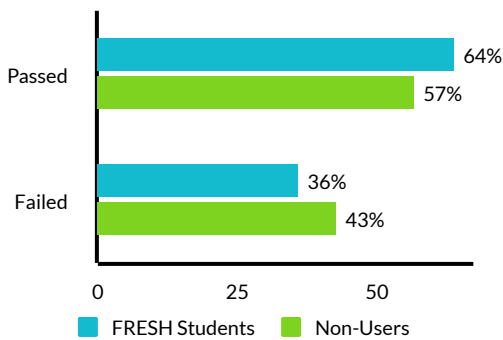


Fall 2022 Data

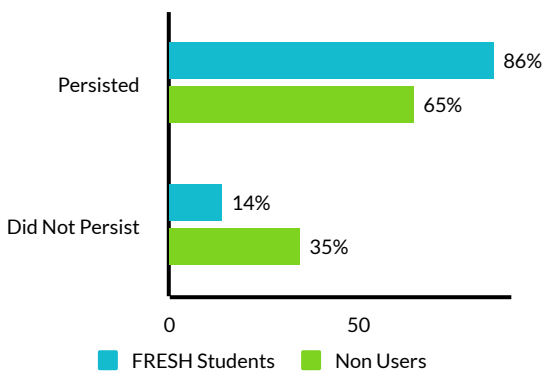
COURSE COMPLETION



SUCCESS RATES

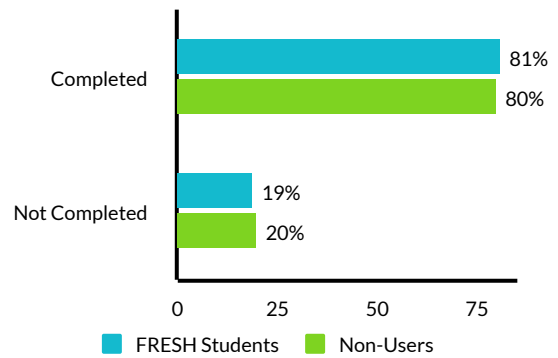


PERSISTENCE/RETENTION

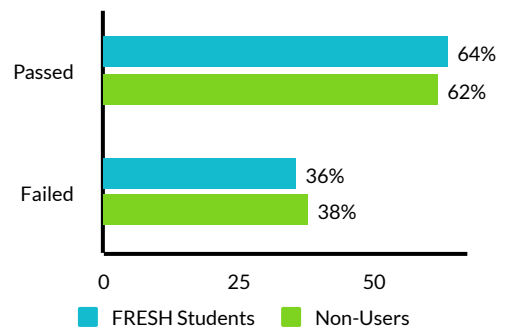


Spring 2023 Data

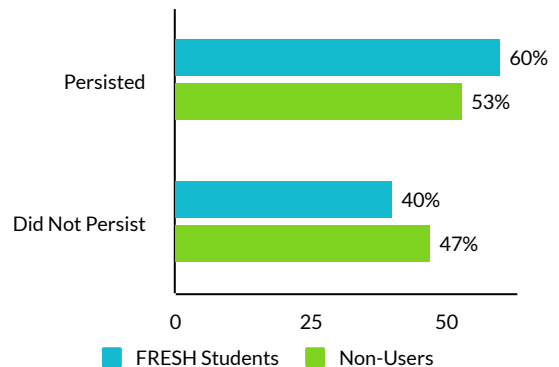
COURSE COMPLETION



SUCCESS RATES



PERSISTENCE/RETENTION



Equity Impact of EVC FRESH MARKET

Equity plans are designed to increase achievement by targeting specific indicators (access; retention; attained the vision goal completion; transferred to a four-year institution; and completed both transfer-level math and English) and gauging their success. Colleges are required to create and establish goals and implement strategies to address disparities discovered. In the Spring of 2020, Governor Newsom's updated budget called for the merger of Basic Needs work (specifically addressing Food Insecurity) and the **Student Equity and Achievement Program**.

EVC's 2022-2025 Equity Plan identified three disproportionately impacted (DI) groups across five metrics. These three DI groups are: Latinx students, Black/African American students, and Economically Disadvantaged students.

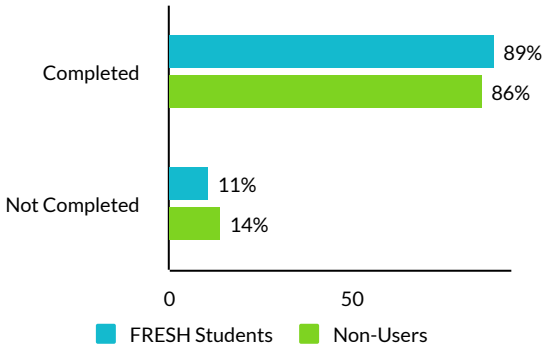
This page provides a preliminary review of the persistence, course completion, and course success rates of FRESH students identified as economically disadvantaged.



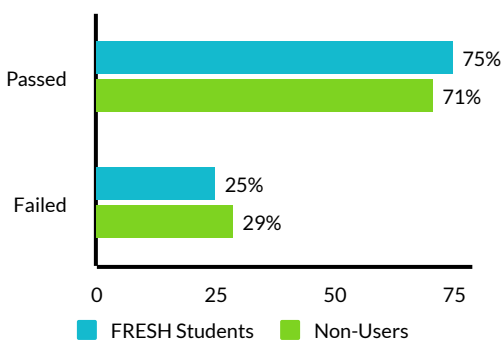
Economically Disadvantaged Students

Fall 2022 Data

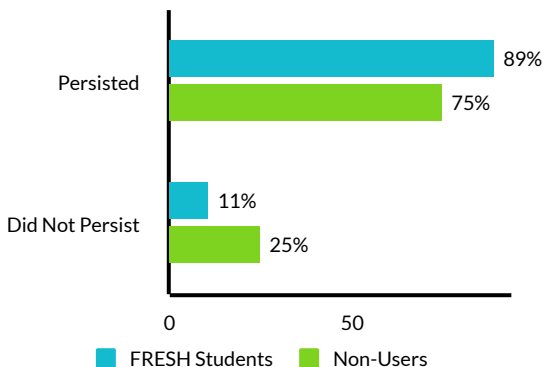
COURSE COMPLETION



SUCCESS RATES

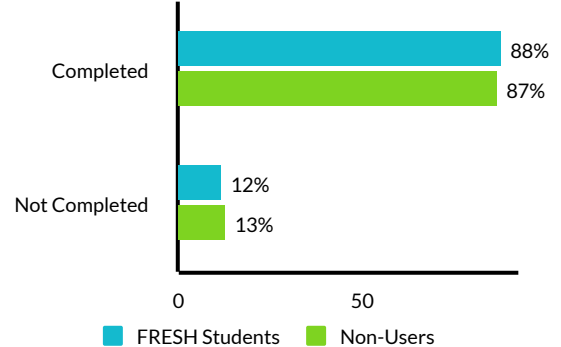


PERSISTENCE/RETENTION

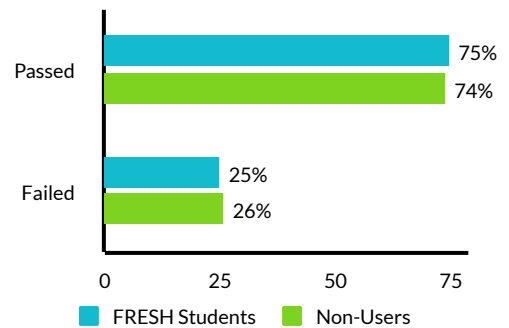


Spring 2023 Data

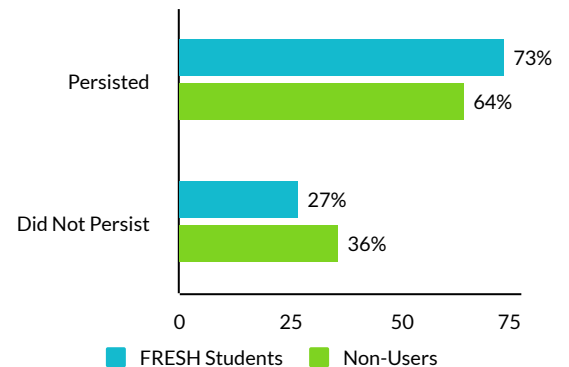
COURSE COMPLETION



SUCCESS RATES



PERSISTENCE/RETENTION



* Percentages rounded to the nearest whole number.

Supporting Parenting Students at EVC

Timeline of Basic Needs Services at EVC

Although existing data provided insights to the impact of basic needs services on disproportionately impacted groups as a whole, the data did not account for intersectionality such as: LGBTQ+ Students, Foster Youth, Formerly Incarcerated, and Parenting Students. Beginning in the Fall of 2022, EVC's FRESH Program began it's work on providing intentional services in alignment with AB2881.

In 2022, we hosted five focus groups for parenting students in order to better understand the experiences of our parenting students. The feedback contributed to the start of the development of our Parenting Student Plan.

What We Discovered

114 students participated in the survey & focus group:

- 80% were enrolled in a Special Program
- 55% were between the ages of 18-25
- 42% had utilized Health and Wellness Services on campus at least once in the past year



61%

of students felt that faculty members did not always recognize the unique set of stressors parenting students faced.

34%

of students reported difficulty regulating emotions, feelings of depression, and sense of social isolation.

52%

of returning students reported accessing basic needs resources on campus that helped reduce stress.

70%

of students reported that they were likely to persist and feel confident when their dedication and resilience was recognized by a staff or faculty member.

As a result of data collected from focus group and surveys, in early 2023, EVC participated in a study with Sisterhood for Equity Consulting, that was commissioned by the Robert Wood Johnson Foundation, which sought to understand the challenges faced by CCC parenting students.

What We Discovered at EVC

EVC had **210** student responses:

- 41% of respondents identified as Latinx
- 40% of respondents identified as Asian/Pacific Islander
- 8% of respondents identified as Black
- 3% of respondents identified as Native American



Research conducted by **Sisterhood for Equity Consulting** revealed:

40%

of students identified as single moms.

26%

of students stated they did not have access to reliable transportation.

55%

of students were unsure of or did not believe the college provided resources for parenting students.

46%

of students had two or more children under the age of 18

How We Have Pivoted- Creation of the EVC FRESH Parents Program

As a result of both quantitative and qualitative data collected, the Basic Needs Program designed and implemented the EVC FRESH Parents Program, which seeks to establish holistic support for parenting students by the end of 2026.

SUCCESSSES AND OPPORTUNITIES FOR IMPROVEMENT

✓ INCREASE IN FACULTY SUPPORT

In the 2020-2021 Academic Year, only 16% of all course syllabi had information regarding Basic Needs Services. In the 2022-2023 Academic Year, this number jumped up to 55%. The increase in course syllabi displaying basic needs services corresponds to an increase in students utilizing services. In addition, EVC faculty have supported Basic Needs services through Service-Learning Opportunities, the maintenance of a faculty-led Canvas Site for Basic Needs Resources, and by bringing classes to the various food distributions. These actions have helped contribute to ending the stigma related to accessing basic needs services.

✓ COMMUNITY PARTNERSHIPS

Doordash, Amigos de Guadalupe, and Dress for Success continue to allow for the expansion of existing services on campus. For example, the partnership with Doordash allows for items from the Farmer's Market and Food Distribution to be delivered to students who either have class/work during the distributions, utilize public transportation and cannot carry items from the distribution, or are unable to physically carry items. In the 2022-2023 Academic year, this increased access to services for parenting students, elder students, and/or students with physical disabilities.

✓ CLEANER DATA

The 2021-2022 Academic Year was the first year in which data was disaggregated by services received and student enrollment. By doing so the campus is better able to understand the needs of specific student populations. For instance, previous years showed that 18-24-year-old students were not accessing basic needs services (which had been identified as food-related services). However, data from the 2021-2022 Academic Year show that students 18-24 years old were accessing services related to mental health referrals and financial support for textbooks and course materials, at a rate proportionate to the campus population. This would indicate that food security is not a top need for students within this age group compared to other services. Likewise, students aged 40+ are more likely to access food services, indicating these students are more likely supporting families with these services. This disaggregated data assists the campus in better marketing services to students within the various age groups. In the 2022-2023 Academic Year, additional groups were also a focal point such as International Students, LGBTQ+ students, and Foster Youth.

✗ COURSE SUCCESS RATES

Although persistence rates continue to show statistical differences between DI group users and their peers, the 2022-2023 Academic Year marked the first time since tracking in the 2018-2019 academic year that there was no statistical difference in rates of successful completion of courses between FRESH users within DI groups and students who did not utilize any FRESH services. It is recommended that the FRESH Assistance Center examine what additional wraparound services/support is needed for these groups of students during the academic year to assist students with successful course completion.

✗ EVENING STUDENTS ACCESS

EVC offers a multitude of services and events for students. However, students that are employed and/or primarily take evening courses, have a harder time accessing Basic Need Services. Efforts should be made to ensure that the basic needs of evening students and primarily online students receive adequate services. Suggested activities include extended hours once a week for evening students, an increase in virtual appointment times, and e-grocery/gas gift cards that can be used by students primarily registered for online courses.

✗ SUPPORTING PARENTING STUDENTS

AB2881 became effective in January 2023. As such, EVC's FRESH Center has begun the process of intentional activities that support parenting students such as the establishment of a parenting student club, workshops to support parenting students, establishment of parenting hubs on campus, examination of existing policies for a welcoming campus and planned PDD Workshops to provide training to faculty & staff on supporting parenting students. Despite these efforts, a major barrier still exists in reaching and identifying parenting students on campus. It is recommended that the campus work to streamline a process to identify parenting students on campus in order to better be equipped in reaching and supporting as many students as possible.



CAMPUS RECOMMENDATIONS



1 AD HOC COMMITTEE

A F.R.E.S.H. AD HOC COMMITTEE SHOULD BE FORMED CONSISTING OF VARIOUS CONSTITUENT GROUPS AND DEPARTMENTS ON CAMPUS SUCH AS: CLASSIFIED STAFF, FACULTY, STUDENTS, INSTITUTIONAL EFFECTIVENESS, EARLY ALERT, AND STUDENT EQUITY. THE PURPOSE OF THE COMMITTEE WILL BE TO ENSURE THE BASIC NEEDS OF STUDENTS ARE MET. THE COMMITTEE SHALL FUNCTION TO REVIEW DATA, CAMPUS ACTIVITIES, AND BEST PRACTICES TO MEET EVC'S STRATEGIC INITIATIVE AND EQUITY OBJECTIVES.



2 COURSE SYLLABUS

TO ENSURE EVERY STUDENT RECEIVES INFORMATION PERTAINING TO BASIC NEEDS RESOURCES ON CAMPUS, FACULTY COURSE SYLLABI SHOULD CONTAIN CONTACT INFORMATION AND THE LOCATION OF SERVICES FOR STUDENTS. PARTICULARLY THERE IS A NEED TO ENSURE ADJUNCT FACULTY ARE AWARE OF THE EXISTING SERVICES AND ARE ABLE TO PROVIDE THIS INFORMATION TO STUDENTS ON THEIR COURSE SYLLABUS.



3 ALL HANDS ON DECK

EVERYONE ON CAMPUS PLAYS A PART IN THE SUCCESS OF EVC'S BASIC NEEDS INITIATIVES. EVERY EFFORT SHOULD BE MADE TO ENSURE THAT INDIVIDUALS ARE ABLE TO PARTICIPATE AND ASSIST WITH CAMPUS EVENTS RELATED TO BASIC NEEDS. SUGGESTED ACTIVITIES INCLUDE ADOPTING A SECOND HARVEST FOOD DRIVE DAY OR EVC FRESH FARMER'S MARKET DAY OR FRIENDLY STAFF VS. FACULTY COMPETITION TO SEE WHO CAN COLLECT THE MOST SERVICE HOURS IN A YEAR.



4 INSTITUTIONAL FUNDING

WITH ADDITIONAL FUNDING RECEIVED THROUGH THE STATE FOR BASIC NEEDS INITIATIVES, THE EVC CAMPUS SHOULD CONSIDER USING THESE FUNDS TO EXPAND BASIC NEEDS SERVICES AND OFFERINGS SUCH AS HOTEL/HOUSING VOUCHERS AND ADDITIONAL SUPPORT FOR PARENTING STUDENTS. ALL OF WHICH REMAINS AN AREA FOR GROWTH FOR THE CAMPUS.



EVERGREEN VALLEY COLLEGE

Special Thank You To:

COMMUNITY PARTNERS

California Community College Chancellor's Office
Hunger at Home
New Seasons Grocery Store
Amigos de Guadalupe Center
Santa Clara County Public Health Department

DoorDash
Leah's Pantry
Dress for Success
Second Harvest of Silicon Valley

DATA ANALYSIS

Vanphuong Nguyen, Research Analyst, EVC Institutional Effectiveness Office

EVC ASSOCIATED STUDENT GOVERNMENT MEMBERS & Student Volunteers

EVC FACULTY/STAFF VOLUNTEERS

EVC Custodial Staff
EVC Grounds Staff
Abby Abdel Halim
Josie Aguirre
Sylvia Anderson
Arthur Azevedo
Sravani Banerjee
Claudia Barbosa-Daniels
Celso Batalha
Lisa Bell
Gina Bonanno
Vicki Brewster
Vincent Cabada
Colleen Calderon
Orlando Carrera
Deborah Chan
Karen Cheung
Teneka Cornish
Hazel De Ausen
Rita De La Cerda
Anali Dimas
Susan Edman
David Eisenberg
Daniel Ezquerro
Margaret Faumui
Celina Gallegos
Monica Galvan
Mayra Garcia
Victor Garza
Tammeil Gilkerson
Nicholas Goodwin
Mark & Isabel Gonzales
Robert Gutierrez
Madhvi Gupta
Helen Han
Kara Has
Tina Iniguez
John Kaufmann
Charlie Kahn- Lomax
Robbie Kunkel
Kelly & Ken Jardin
Katherine Jasper
Janiece Johnson
Raul Martinez
Sambo Mathews
Bhawana Mishra
Shashi Naidu
Anh Nguyen
Michael Osorio
Hoa Pham
Jorge Quezada
Bob Rivet
Paulette Sadler
Veronica Santos
Kathy Tran
Nancy Tung
Mia Vodanovich
Thang Vu
Vivian Yabumoto
Lillian Zahavedra

