

EVC F.R.E.S.H INITIATIVES Annual Report

2022 Academic Year
August 2021-July 2022



Free **R**esources and **E**ducation to Stop **H**unger & Homelessness

How EVC is Addressing Statewide Basic Needs Mandates

August 2021-July 2022



In 2021-2022, AB 132 (Postsecondary Education Trailer Bill) legislated a series of Basic Needs requirements that each California community college must implement within a certain timeframe. AB 132 requires, as of:

February 1, 2022, campuses must develop a document to be made available to students online that clearly lists all on- and off-campus basic needs services, and resources.

- **Deadline Met:**

EVC has created and distributed the FRESH resource guide to students and employees at the beginning of every semester since the Fall of 2017. This FRESH resource guide was provided to employees at the Spring Professional Development Day and was published on the EVC Basic Needs Resources Website Page as of January 14, 2022.

February 1, 2022, campuses must streamline the application and intake process for on-campus basic needs services and resources, and develop a student basic needs tab that is clearly visible and easily accessible from a drop-down menu on the home page of the internet website of the campus.

- **Deadline Met:**

EVC has been utilizing the Maxient System for Basic Needs Intake since the Fall of 2021. The system allows students to easily submit a form requesting assistance and allows the campus to track trends and access data needed for reports quickly. The EVC Basic Needs Resources Website Page went live on January 14, 2022, in time for the Spring Semester. In addition to information for students, this page includes a Faculty/Staff Resource page with guidance for how employees can implement basic needs services into their classrooms and departments.

July 1, 2022, that campuses have a Basic Needs Coordinator and Basic Needs Centers.

- **Deadline Met:**

The EVC Basic Needs Coordinator was hired and began working within the FRESH Assistance Center (located in AR-120) in July of 2022. Some of the first projects the Basic Needs Coordinator created were a new Basic Needs Instagram and TikTok page, a new logo, and the hiring of additional Basic Needs Student Ambassadors.

Basic Needs Services Available

August 2021-July 2022



The FRESH Assistance Center allows students to access resources and services for seven key areas outlined in SG23 including:

Food Security: Students receive services to directly access food, food-related public benefits, and/or referrals to external food assistance programs. This category includes CalFresh application assistance and support. EVC offers multiple services that address food security including the Second Harvest Food Distribution, EVC FRESH Farmer's Market Days, EVC FRESH Market Pantry, Grocery Gift Cards, Fresh and Natural Food Vouchers, and Snack Hubs located in key offices around campus.

Housing Security: Students can receive services for housing support, navigation, and/or placement, directly from the campus basic needs center and/or a referral to an external housing provider. Includes support for on-campus and off-campus *housing*. EVC's Case Manager plays a vital role in supporting housing support services. In addition, EVC partners with Amigos de Guadalupe Center to offer safe parking and additional case management.

Transportation Support: Students receive support for transportation to and from campus, such as with their personal car, parking fees, gas assistance, and/or public transportation.

Mental Health: Students receive support and referrals for mental health intervention and/or prevention services. This category includes campus-based and/or referrals to external services, such as counseling, therapy, peer support, and/or suicide prevention, in collaboration with EVC's Health & Wellness Office.

Child Care: Students receive support for childcare services, including assistance with vouchers for childcare, referrals to an external childcare provider, and referrals to family resource centers.

Physical Health and Hygiene: Students receive support to directly access healthcare, health-related public benefits, and/or referrals to external health assistance programs. This category includes MediCal/Covered California application assistance and support. In addition, students can access free showers on campus, EVC's Clothing Closet, and additional services through EVC's partnership with Dress for Success.

Technology Support: Students receive support with access to the technology necessary to participate in courses and complete course work, including loaner computers, loaner hotspots, and assistance with applying for affordable WiFi and/or internet access.

Additional Support: Students can also receive financial support including emergency funds, textbook purchase assistance, free tax preparation services, and financial literacy courses.

EVC FRESH MARKET PARTNERSHIPS & BUDGET

AUGUST 2021-JULY 2022

OVERVIEW OF PARTNERSHIPS

 TOTAL LBS OF
FOOD RECEIVED
FROM SECOND
HARVEST

702,120

 TOTAL LBS OF
FOOD RECEIVED
FROM NEW
SEASONS
MARKET

2,110

EXTERNAL PARTNERSHIPS

- Hunger at Home
- New Seasons Grocery Store
- Santa Clara County Public Health Department
- Second Harvest of Silicon Valley
- Dress for Success
- Amigos de Guadalupe Center
- DoorDash
- Leah's Pantry

Budget Breakdown

MAJOR ENCUMBRANCES

Memberships

\$3,000

- Membership was paid for Evergreen Valley College's membership to RealCollege California Coalition

Food & Food Services

\$6,200

- Food purchased for Annual Turkey Giveaway

Advertising

\$10,500

- Additional Canopies were ordered to assist with the EVC Second Harvest Drive-Thru Distribution
- Swag Items were purchased with the FRESH logo to help market services to students.

Other Payments to/for Students

\$30,000

- Multiple gift cards were purchased to assist students with transportation and food
- Emergency funds provided to students
- Textbooks and class supplies were purchased for students

Additional Encumbrances

Personal Contract Services: \$8,050

- EVC purchased Slick Text Messaging to allow for text messaging services to students for EVC Second Harvest Food Distribution reminders

Total Spent FY22: \$57,750

CAMPUS OUTREACH

 TOTAL NUMBER OF
UNDUPLICATED
STUDENTS SERVED
THROUGH SPECIAL
PROGRAMS

433

 TOTAL NUMBER OF
NEW SEASONS
GIFT CARDS GIVEN
TO STUDENTS

376

 TOTAL NUMBER OF
STUDENTS
VOLUNTEERING
THROUGH
SERVICE
LEARNING

31

 TOTAL NUMBER OF
VOLUNTEER
HOURS FROM ALL
STUDENT
VOLUNTEERS

412

WRAP AROUND SERVICES

- Monthly reports were run through SARS. Students who utilized the drive-thru distribution 2+ times a month were contacted and referred to/ applied for:
 1. **Sparkpoint** for financial literacy lessons
 2. **CalFresh** (58% of students receiving services submitted an application)
 3. EVC Case Manager for county resources/application assistance
- Office of Student Life collaborated with the **Early Alert Team**. FRESH Program students who appeared on Early Alert lists were contacted and referred to tutoring and received additional resources if needed, such as ASG Emergency Funds, grocery gift cards, or referral to Mental Health and Wellness services on campus.
- EVC FRESH Market Pantry continued to offer monthly events related to nutrition and health including:
 1. Top Chef EVC- healthy recipes utilizing commonly received food items
 2. Smoothie Days- students learn juicing and smoothie recipes that they can make using produce from EVC FRESH Farmer's Market Days


SECOND HARVEST
of SILICON VALLEY

ADDRESSING FOOD INSECURITY- DEMOGRAPHICS

August 2021-July 2022

OVERVIEW & DEMOGRAPHICS

TOTAL NUMBER OF UNDUPLICATED STUDENTS SERVED

1,882

TOTAL NUMBER OF INDIVIDUALS SERVED

14,273

*TOTAL NUMBER SERVED INCLUDES THE NUMBER OF HOUSEHOLD MEMBERS FOR EACH STUDENT THAT RECEIVED FOOD

TOTAL NUMBER OF UNDUPLICATED COMMUNITY MEMBERS SERVED

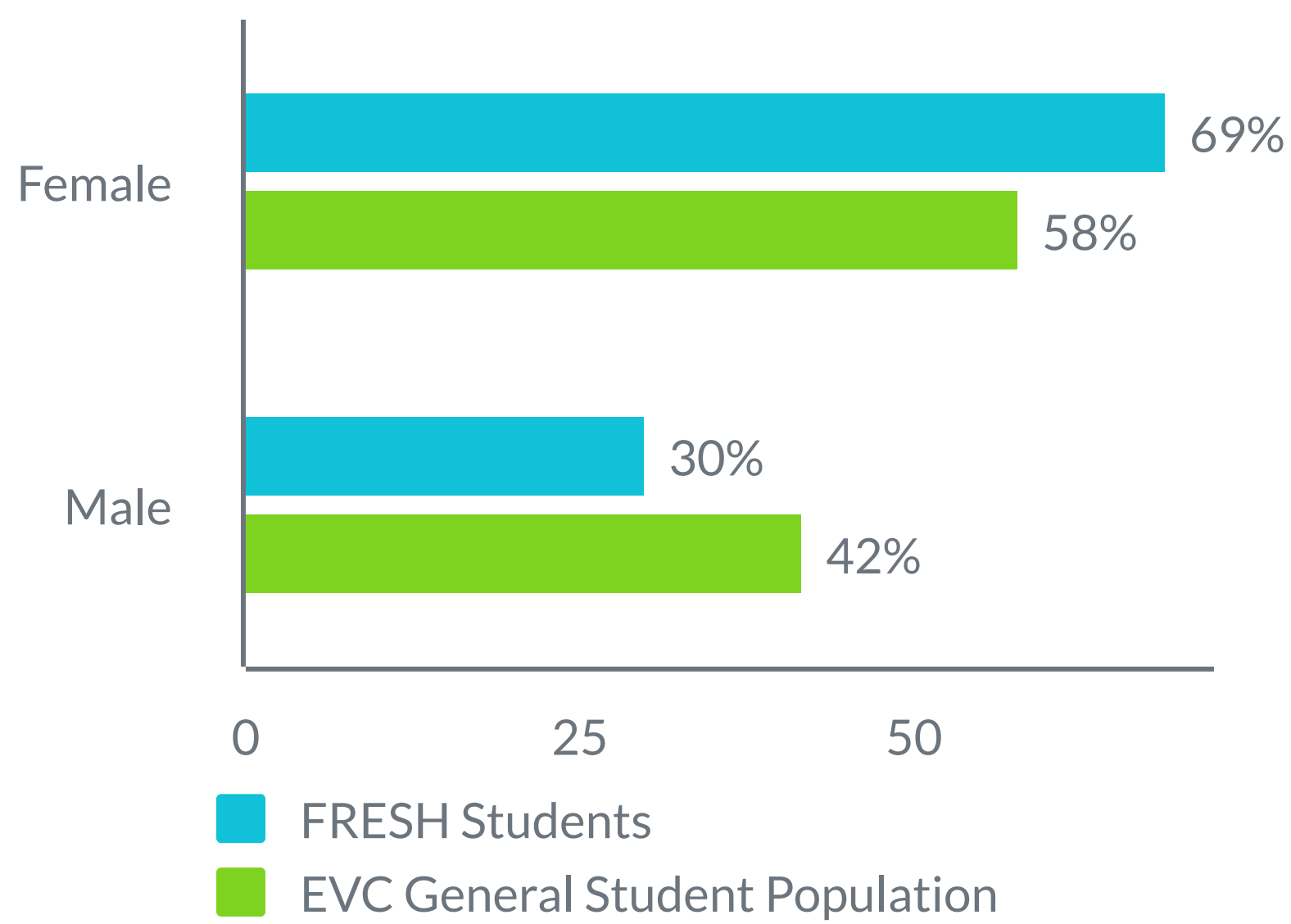
281

TOTAL AMOUNT OF LBS. FOOD GIVEN

702,120



GENDER BREAKDOWN



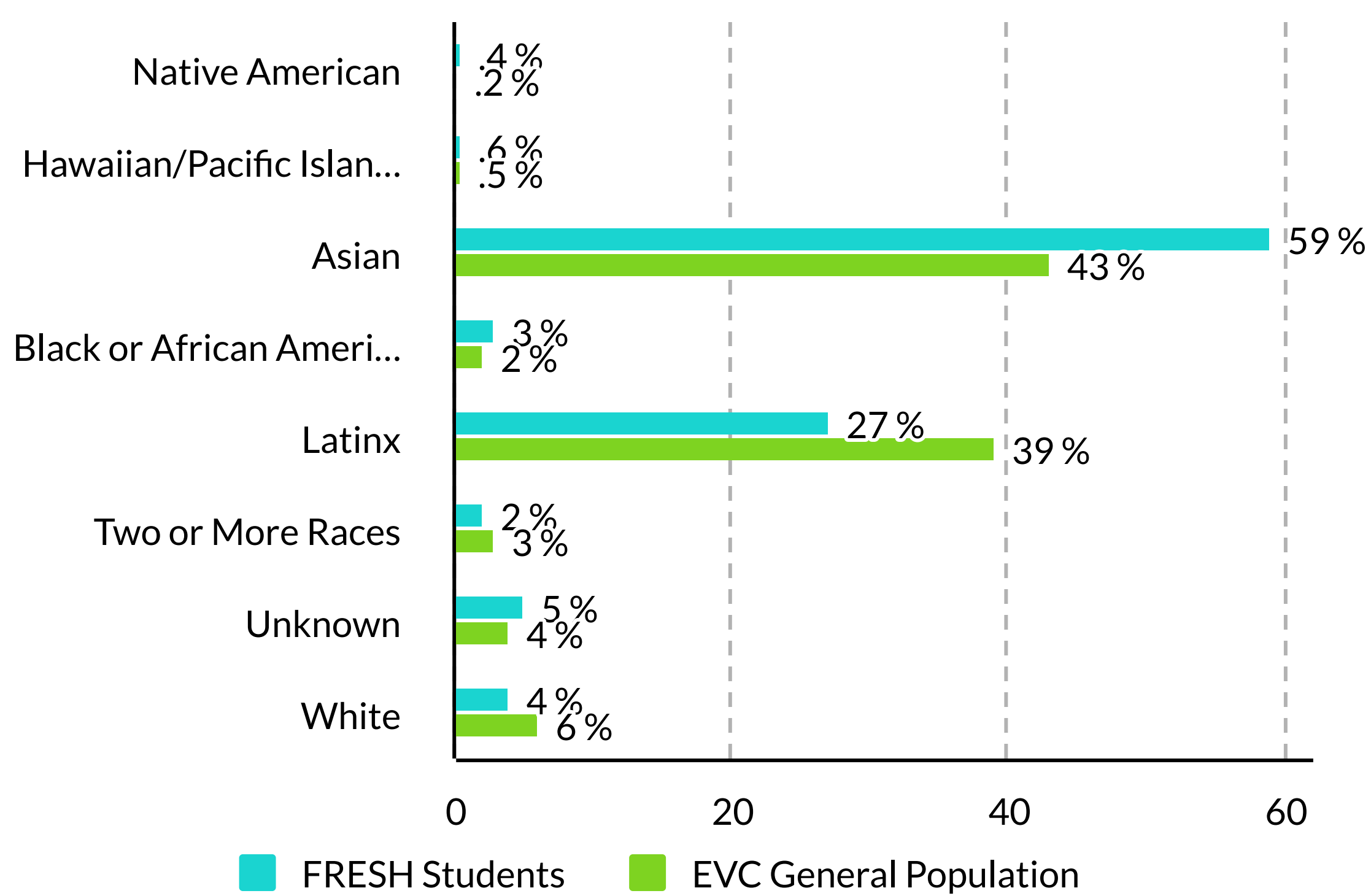
East Side Expansion

TOP FIVE ZIPCODES SERVED

95111	14%
95122	12%
95148	10%
95121	10%
95127	8%
Total zipcodes served	94

The Seven Trees area remains the top-served neighborhood for Basic Needs Services. The remaining four zip codes are all within East Side, San Jose.

RACE/ETHNICITY BREAKDOWN

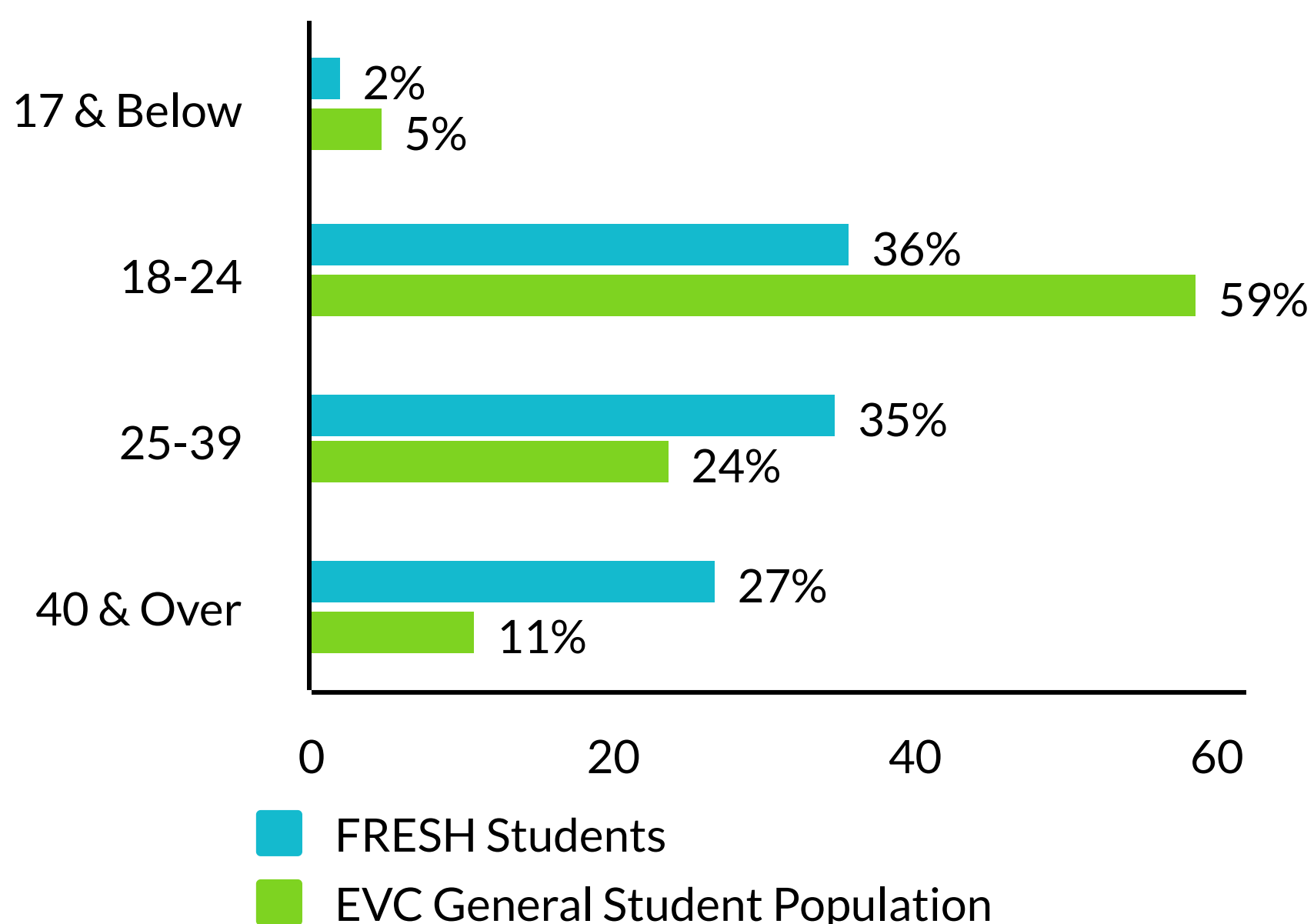


Information on Addressing Food Insecurity at Evergreen Valley College

To Address Food Insecurity on Campus, EVC offers multiple services including:

1. Second Harvest Food Distribution: a walk-up food distribution that occurs on the first and third Friday of every month
2. EVC Fresh Farmer's Market Days: a free farmer's market and CalFresh sign-up day occurring on the second and fourth Thursday of every month
3. EVC Fresh Market: an on-campus grocery store-style pantry open Monday-Thursday
4. Gift Cards- Visa Gift Cards and Grocery Store gift cards are available for students to purchase additional items, as needed.
5. Fresh and Natural Vouchers- \$10 voucher cards available for students to purchase a hot meal through the on-campus cafeteria.
6. CalFresh Application Assistance- students can receive assistance with applying for CalFresh through student ambassadors, the FRESH Assistance Center, or campus events.

AGE BREAKDOWN



ADDRESSING ADDITIONAL BASIC NEEDS- DEMOGRAPHICS & INFO

August 2021-July 2022

OVERVIEW & DEMOGRAPHICS

TOTAL NUMBER OF UNDUPLICATED STUDENTS SEEKING HOUSING RESOURCES

102

TOTAL NUMBER OF UNDUPLICATED STUDENTS SEEKING CHILDCARE RESOURCES

181

TOTAL NUMBER OF UNDUPLICATED STUDENTS SEEKING TRANSPORTATION RESOURCES

113

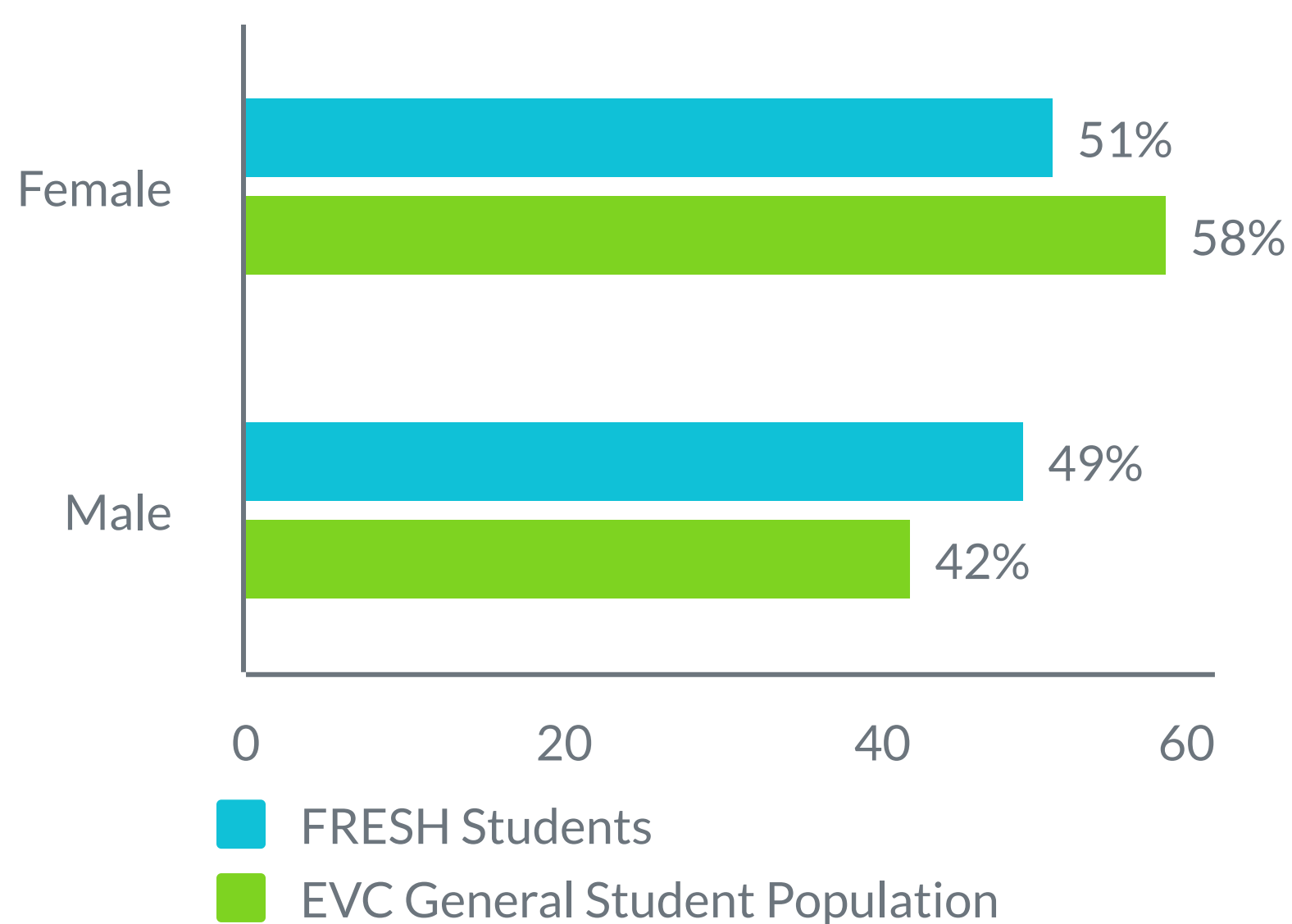
TOTAL NUMBER OF UNDUPLICATED STUDENTS SEEKING TECHNOLOGY RESOURCES

337

TOTAL NUMBER OF UNDUPLICATED STUDENTS REFERRED FOR MENTAL HEALTH RESOURCES

173

GENDER BREAKDOWN



Information on Addressing Financial Insecurity at Evergreen Valley College

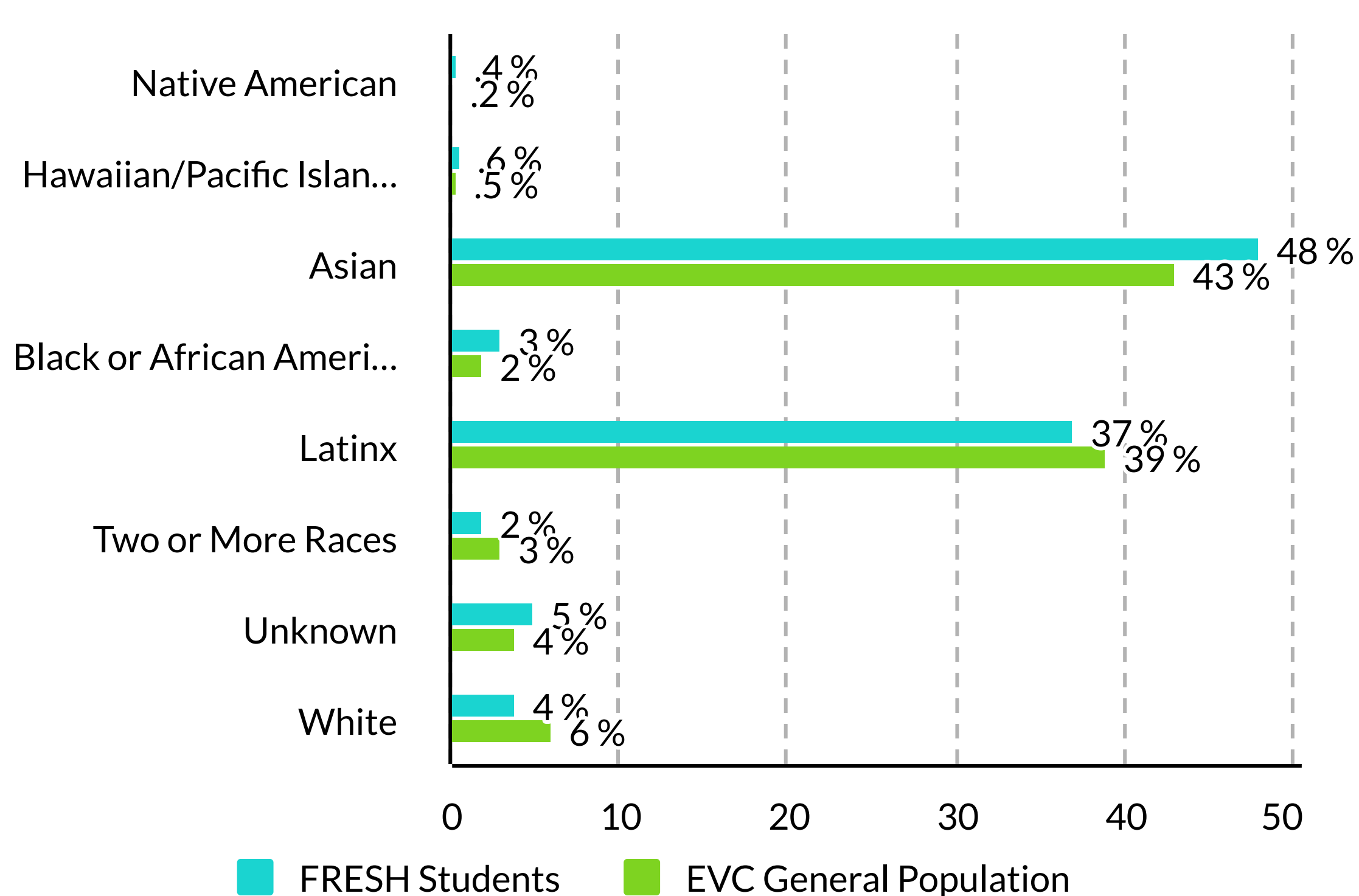
In addition to the above-mentioned resources, EVC also offers multiple services to support the financial security of students including:

1. Emergency Funds (one-time \$500 application)
 - Over 60 provided
2. Book and Supply Vouchers through the EVC Bookstore
 - Over 80 provided
3. Financial Literacy Classes through SparkPoint
4. Free Tax Preparation

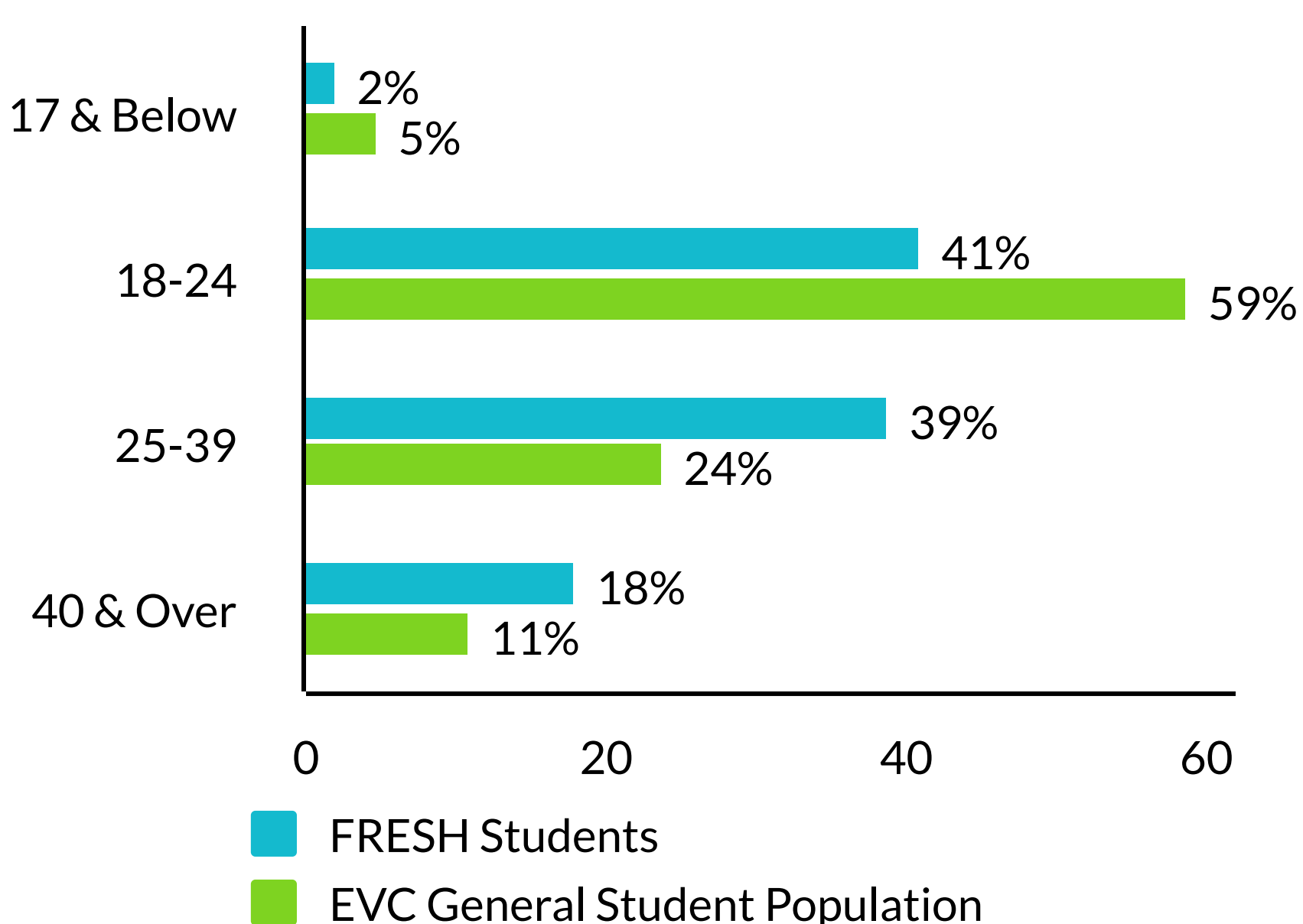
Data shows that students aged 18-24 were more likely to request Emergency Funds and Book Supply Vouchers. Students aged 40 & Over were more likely to be referred to financial literacy classes and free tax preparation through SparkPoint.



RACE/ETHNICITY BREAKDOWN



AGE BREAKDOWN



Quick Comparison

As compared to basic needs services addressing Food Insecurity, students seeking additional basic needs services, such as technology and transportation are more likely to be male. Additionally, whereas there was a 6% decrease in the percentage of Latinx students who accessed services to address food insecurity, there is a 4% increase from the 2020-2021 Academic Year, in Latinx students' utilization of other basic needs services such as transportation, childcare, mental health referrals, and housing support. 18-24-year-old students are more likely to utilize other basic needs services, including financial support for textbooks and referrals for mental health support than they are to utilize services that address food insecurity.

Academic Programs of Students Accessing FRESH Program

AUGUST 2021-MAY 2022

This year, EVC examined the Academic Programs of our students in order to identify trends and provide additional services, promotion, and student ambassadors to the academic programs in which a large percentage of students were enrolled. The chart to the right showcases the top 20 Academic Programs of our FRESH Students.

From 2021-2022 EVC served as a pilot campus in the implementation of [Assembly Bill 396](#). Per AB 396, California Community Colleges are required to submit a list of campus-based programs that could qualify as Local Programs that Increase Employability (LPIEs).

All students participating in LPIEs are eligible for an exemption to the CalFresh student eligibility rule which will allow them to apply for CalFresh benefits. Through the assistance and collaboration of EVC's Curriculum Specialist, Academic Deans, and Vice-President of Instruction, EVC's Career Technical Education (CTE) and credit-bearing Adult Educations (AE) programs have received blanket approval as LPIEs. This allows for a greater range of students to be eligible to apply for CalFresh.

Current approved CTE Certificate Programs:

Accounting, Advanced Taxation, Advanced Manufacturing Level I, American Honda, Automotive Electrical-Engine Performance, Automotive Technology, Drivetrain & Chassis, Automotive Technology, Electrical-Engine Performance, Automotive Collision Technical, Automotive Foundational Skills, Automotive Hybrid and Electric Vehicle Service, Automotive Technology, Smog Specialist, Electric Vehicle Service (Tesla Start), Behavioral Intake and Assessment, BIS: General Business, Building Information Modeling, Community Service Officer, Computer Programming, English as a Second Language, English as a Second Language (noncredit), Entrepreneurship, Information Processing Specialist, Medical Assistant-Front Office, Online Teaching and Educational Technology, Patient Community Navigator Translation and Interpretation, Water and Wastewater Technology

Current approved Degree Programs:

Accounting, Administration of Justice, Automotive Electrical-Engine Performance, Automotive Technology, Drivetrain & Chassis Automotive Technology, Electrical-Engine Performance, BIS: General Business, CADD Technology, Nursing

6 of these certificate and degree programs appear within the top 20 Academic Programs of FRESH Students. The majority of the top programs fall within three divisions: MSE, SSHAPE, and Business & Workforce. The MSE division accounts for almost half of all academic programs of FRESH Users.

Academic Program	Percentage of Students
Nursing Education, AS	12%
General Studies: Astronomy, AA	10%
Accounting, AS	8%
General Studies: Health Science, AA	5%
General Studies: Sociology, AA	5%
Business Administration, AS-T	5%
BIS General Business, AS	5%
Engineering, AS	5%
Engineering, AA	5%
Psychology, AA-T	4%
Art: Design Emphasis, AS	3%
General Studies: Natural Science, AA	3%
English, AA	3%
AA-T in Child and Adolescent Development	3%
Mathematics, AS-T	3%
Biology, AA	3%
Communication Studies, AA-T	3%
Medical Assistance, Front Office Certificate	3%
Elementary Teaching Preparation, AA	3%
Computer Science, AS-T	2%
Art: Studio Practice, AS	2%

Academic Impact of the EVC FRESH PROGRAM

AUGUST 2021-MAY 2022

The “starving college student” cliché—being broke and eating ramen—has long been perceived jokingly, as a light-hearted rite of passage, integral to the college experience. The current reality, however, shows that the problem of food insecurity among American college students is anything but a joke. In the most recent RealCollege California Survey conducted in 2018, nearly 50% of EVC students were identified as being food insecure within the last 30 days. The 2020 COVID-19 pandemic likely only exasperated this number among the EVC student population.

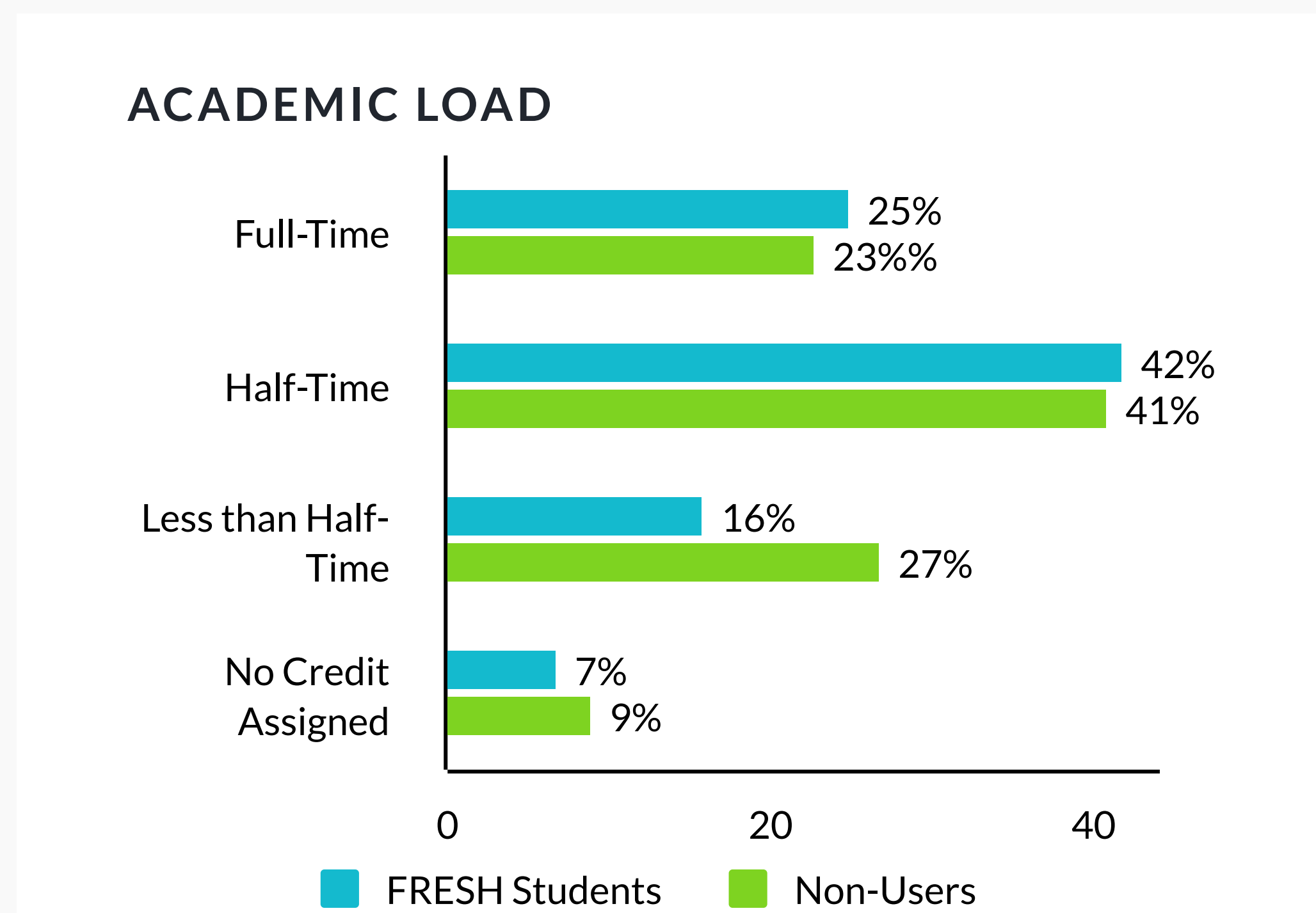
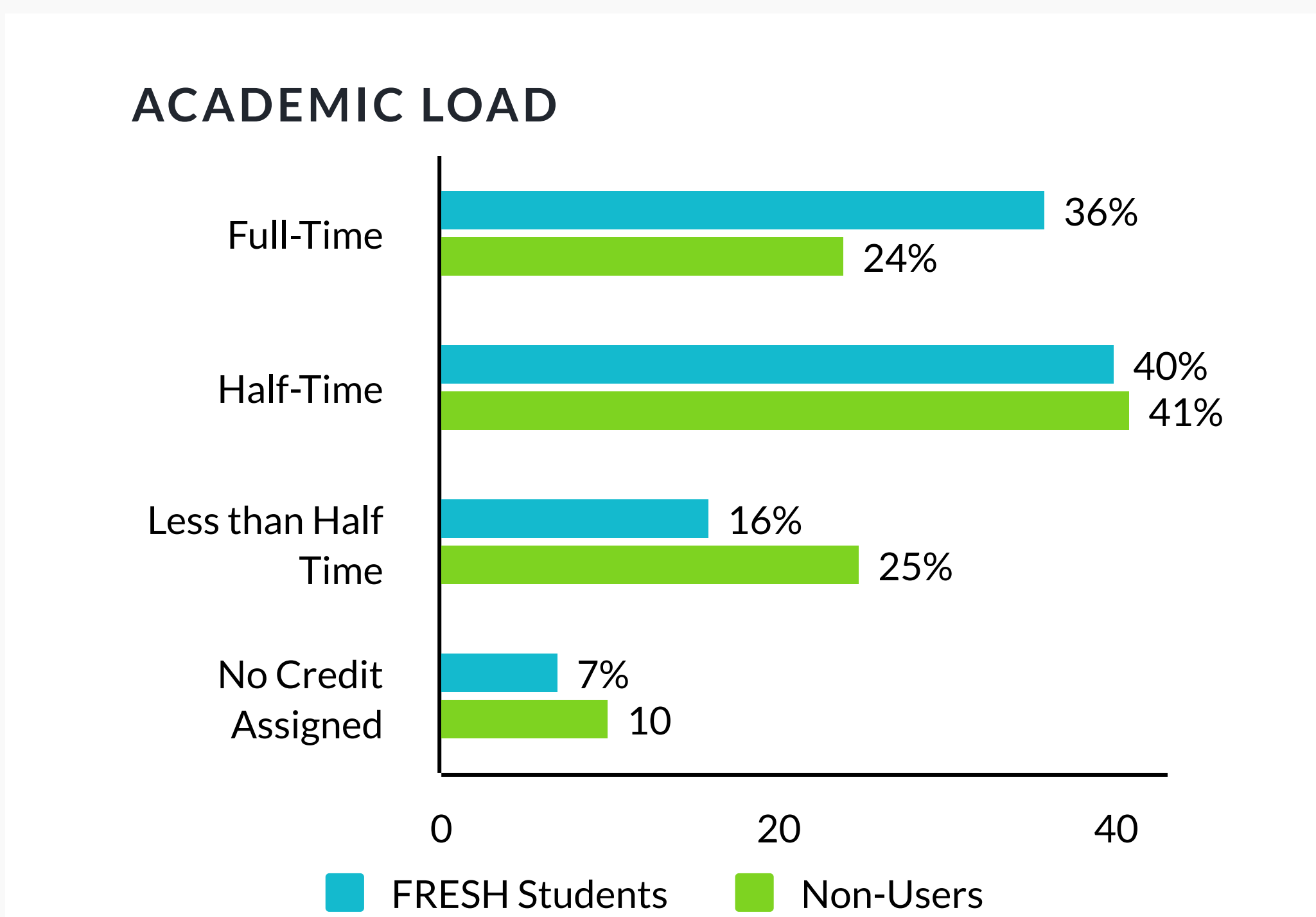
Research has shown a significant relationship between food insecurity and GPA, concentration levels, and energy level. As such, EVC recognizes that secure access to food and housing is essential to academic success in higher education and must, therefore, be treated as a top educational priority. We advance a campus culture of caring that recognizes that students are humans first. We exemplify this commitment in our public statements and in our daily work by addressing the structural poverty that created this basic needs security crisis. We use data and evidence to drive our efforts to reduce food and housing insecurity and seek to impact as many of our students as possible.

We openly share this data with others and welcome all into the conversation of supporting our students through Basic Needs Initiatives.

ACADEMIC LOAD BY SEMESTER- Overall

Fall 2021 Data

Spring 2022 Data



Academic Impact of EVC FRESH MARKET

AUGUST 2021-MAY 2022

FRESH Students account for nearly 1/4 of the EVC student population. Students accessing basic needs initiatives as a group have consistently had higher retention rates and rates of course completion/success than non-FRESH Program users.

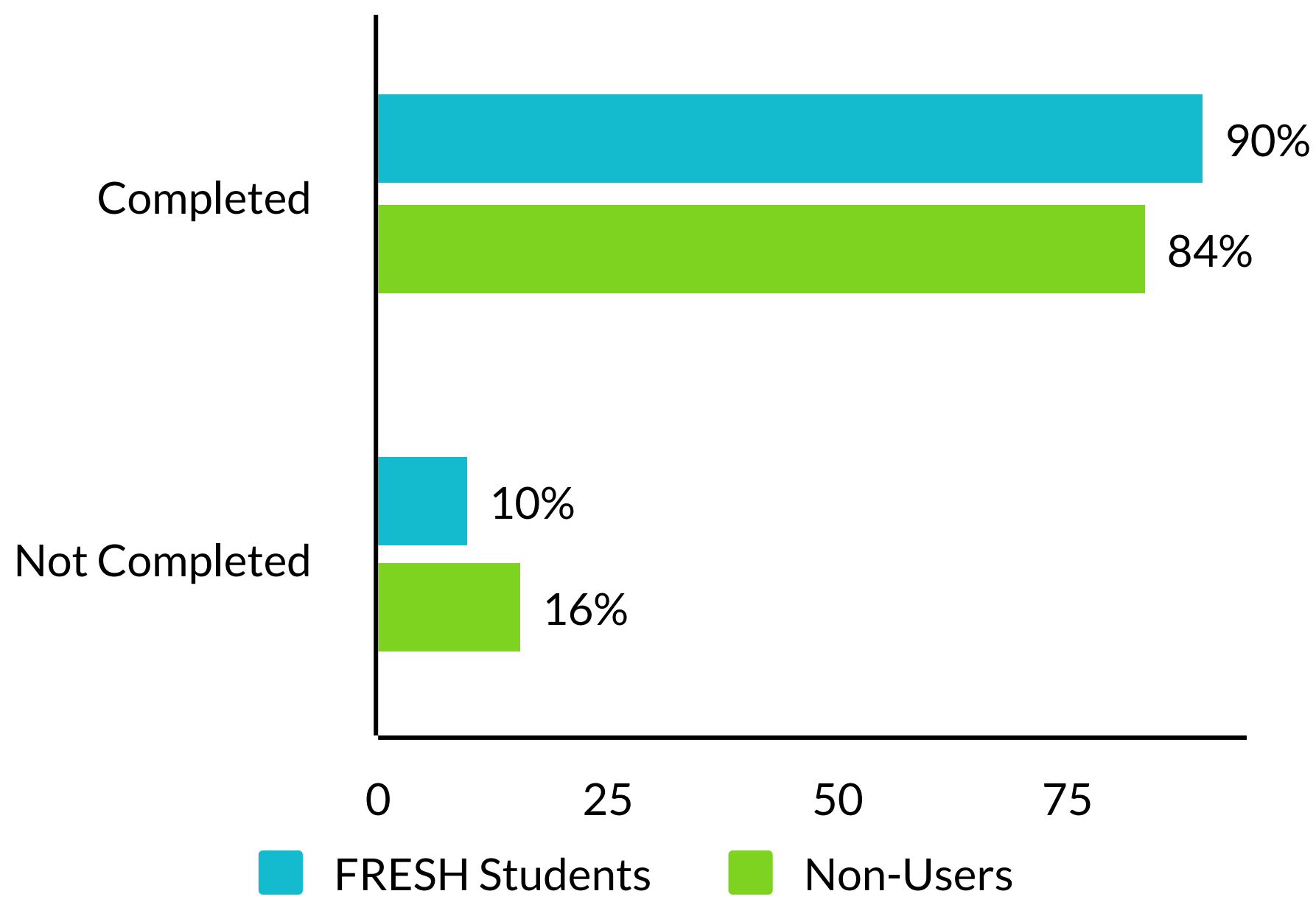


Overall FRESH Students

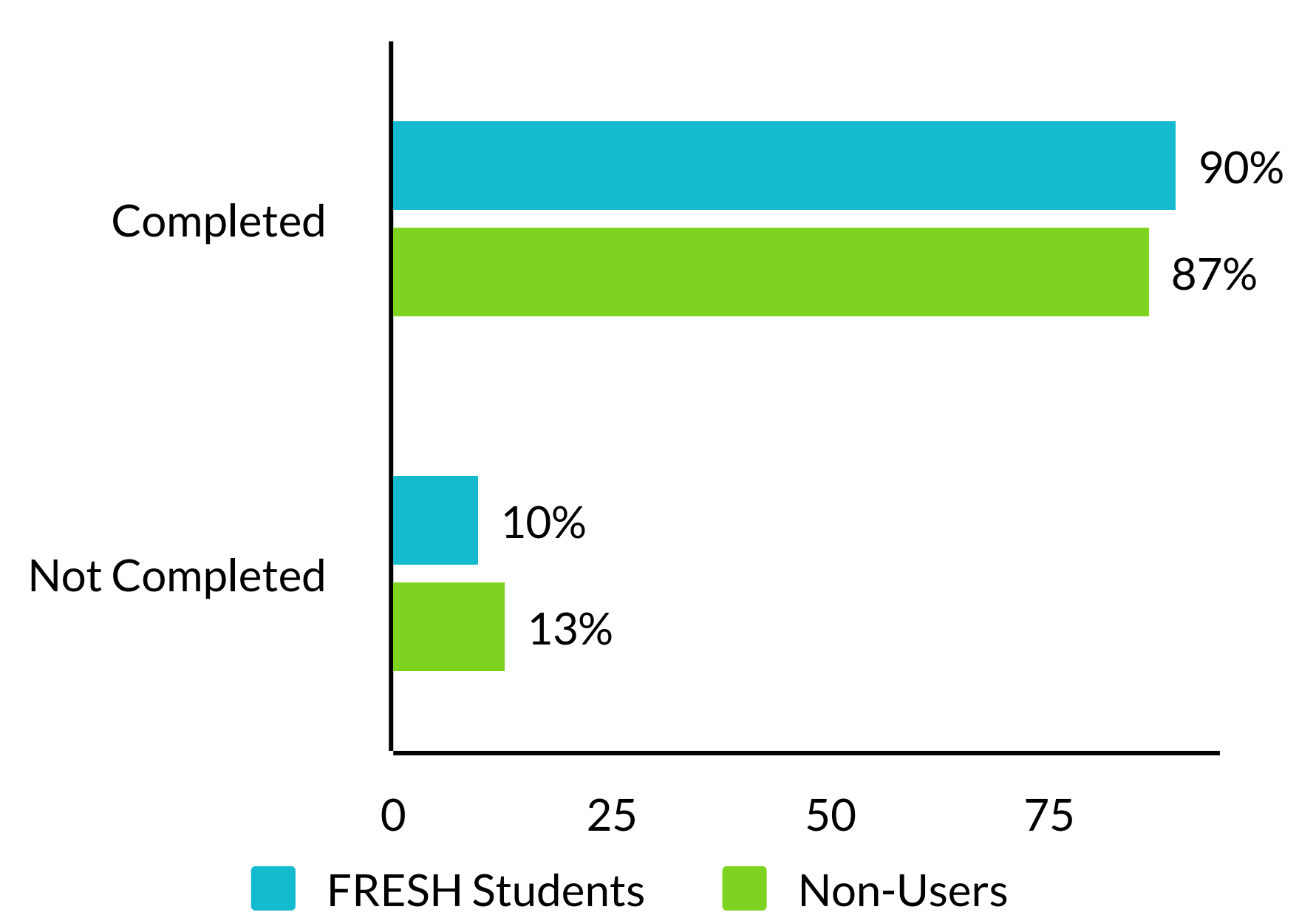
Fall 2021 Data

Spring 2022 Data

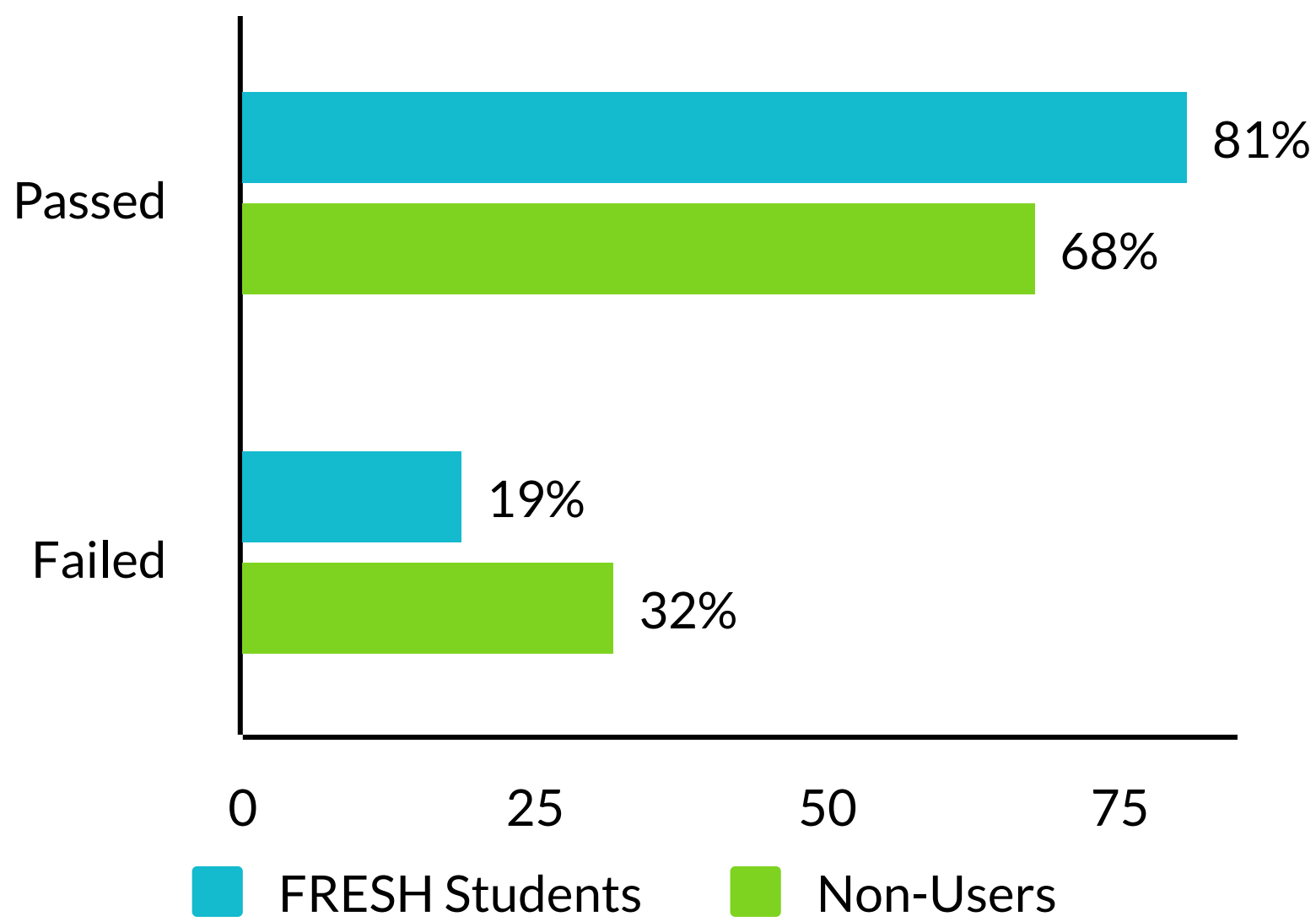
COURSE COMPLETION



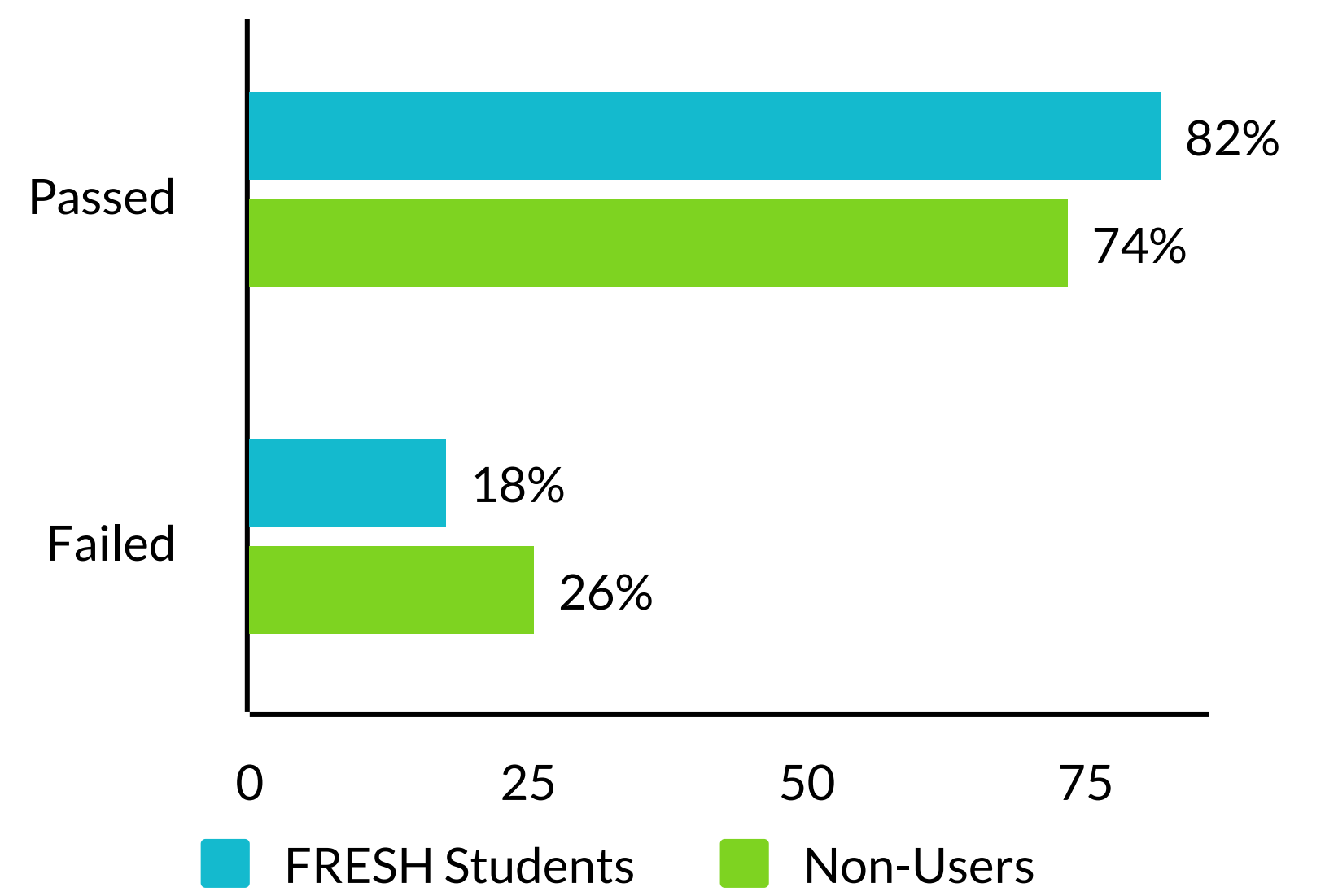
COURSE COMPLETION



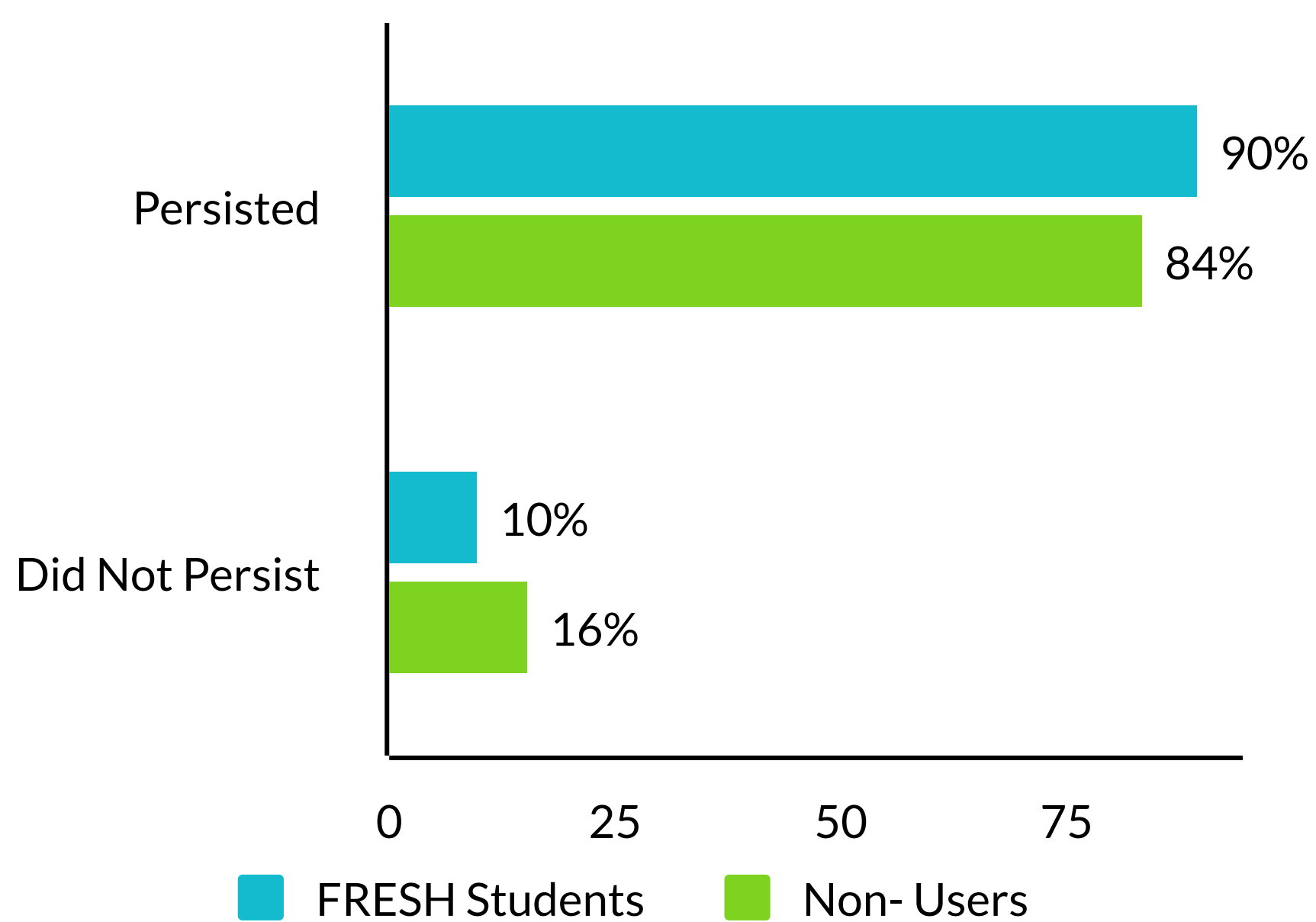
SUCCESS RATES



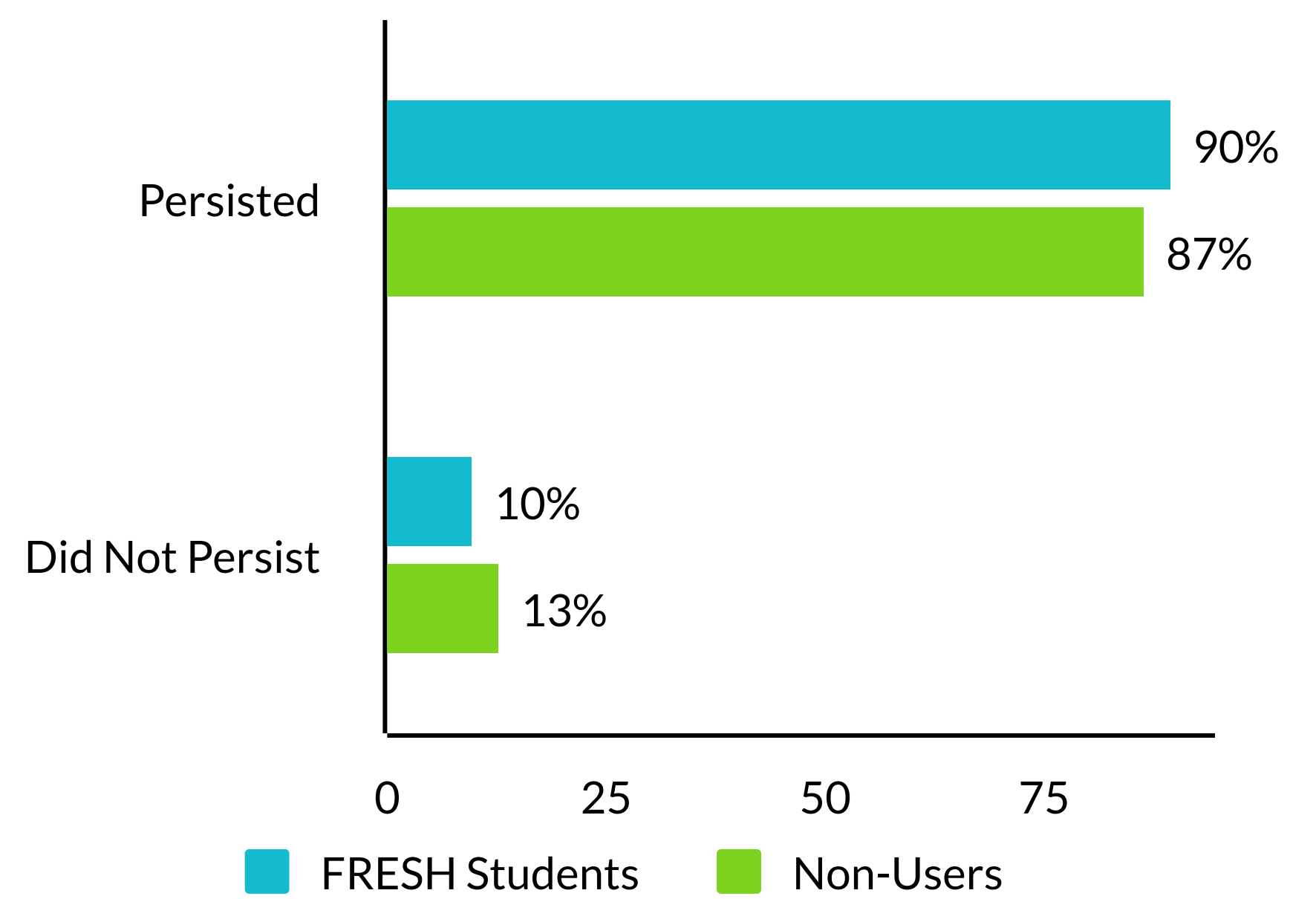
SUCCESS RATES



PERSISTENCE/RETENTION



PERSISTENCE/RETENTION



*Percentages rounded to nearest whole number

Academic Impact of the EVC FRESH Program-

AUGUST 2021-MAY 2022

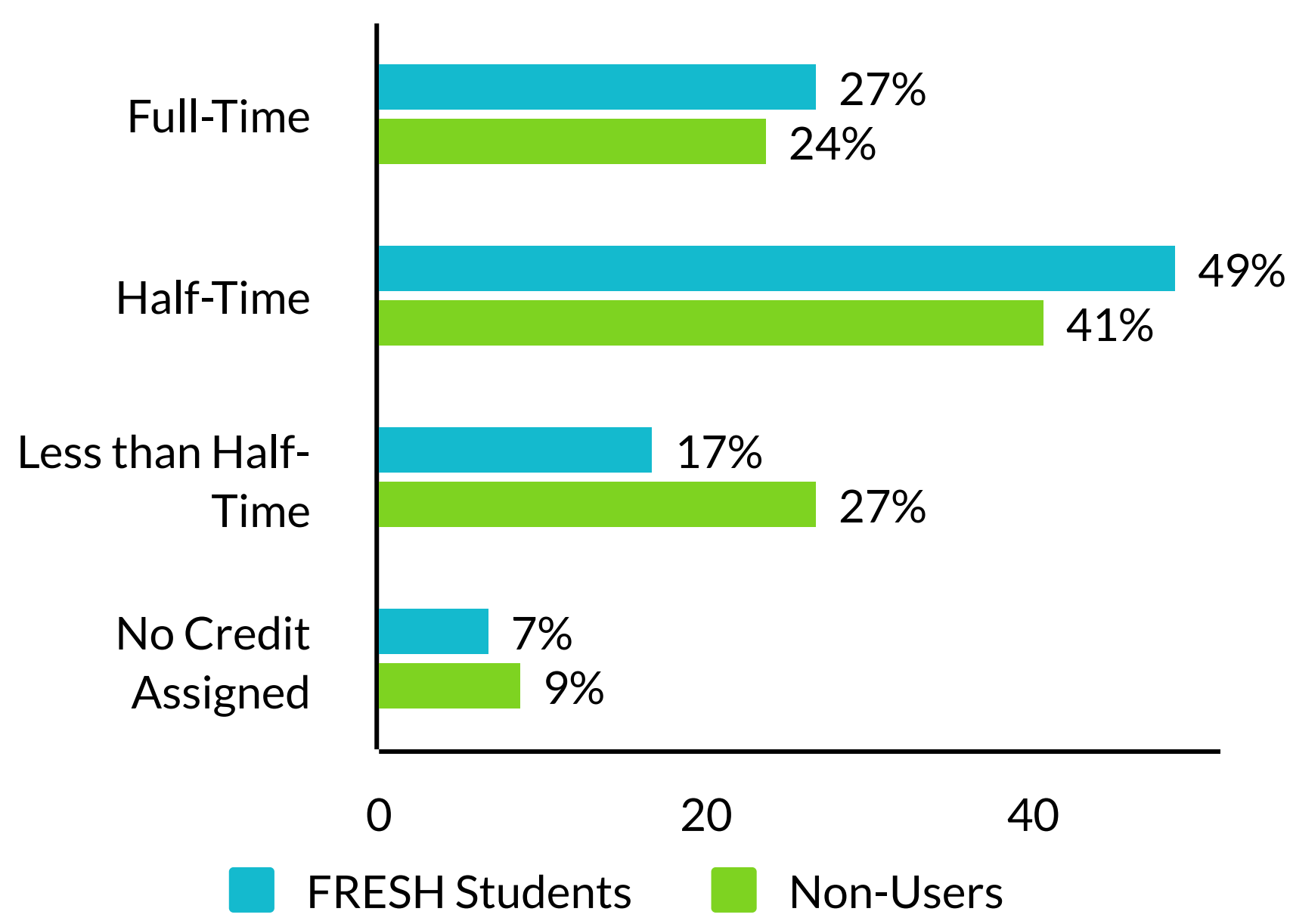
FRESH Students account for nearly 1/4 of the EVC student population. Students accessing basic needs initiatives as a group are more likely to be full-time students and have consistently had higher retention rates and rates of course completion/success than non-pantry users. Data on this page examines the Academic Load of three of the DI groups identified within EVC's Student Equity Plan: Latinx students, Black/African American students, and Hawaiian/Pacific Islander students.



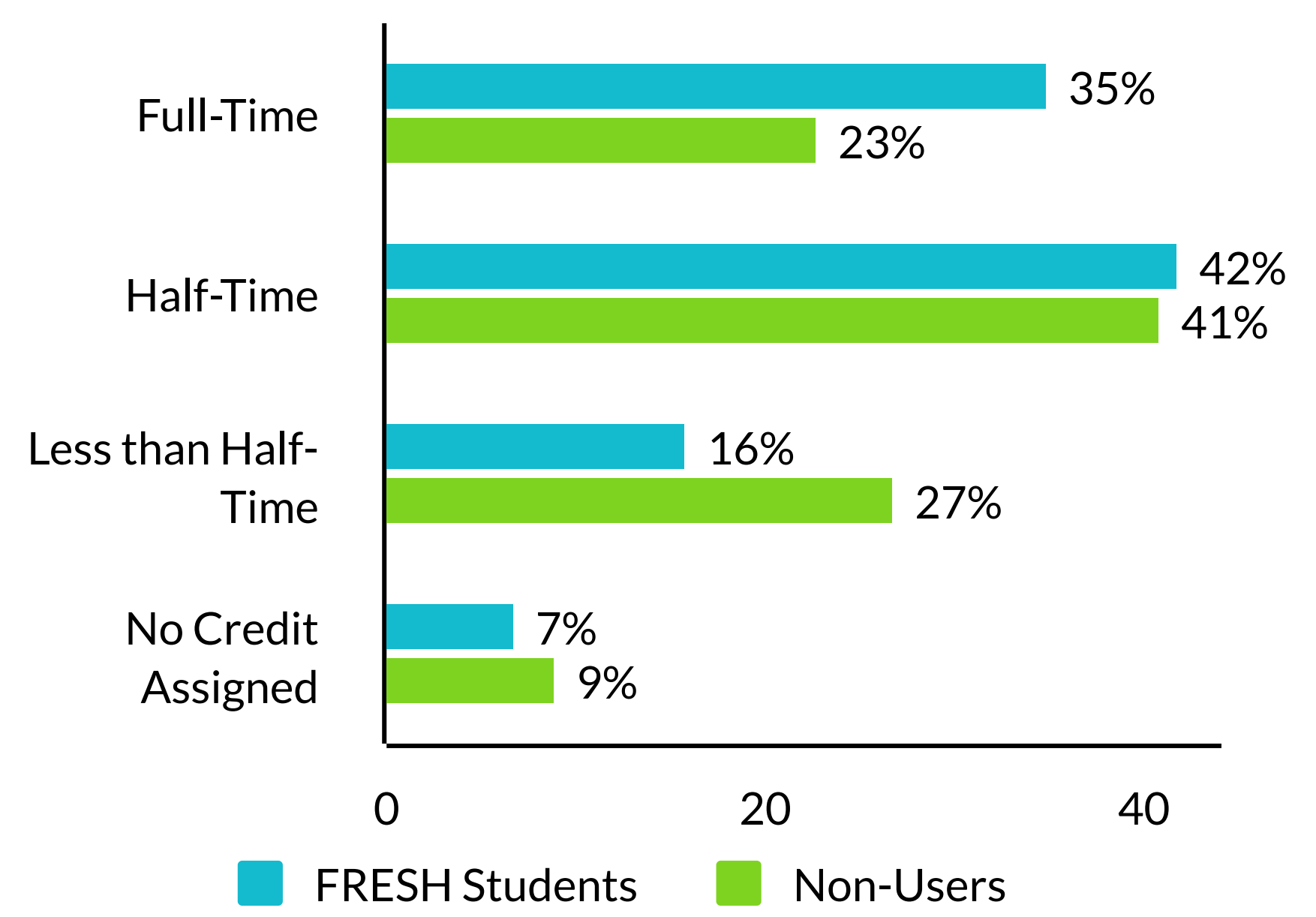
Fall 2021 Data

Spring 2022 Data

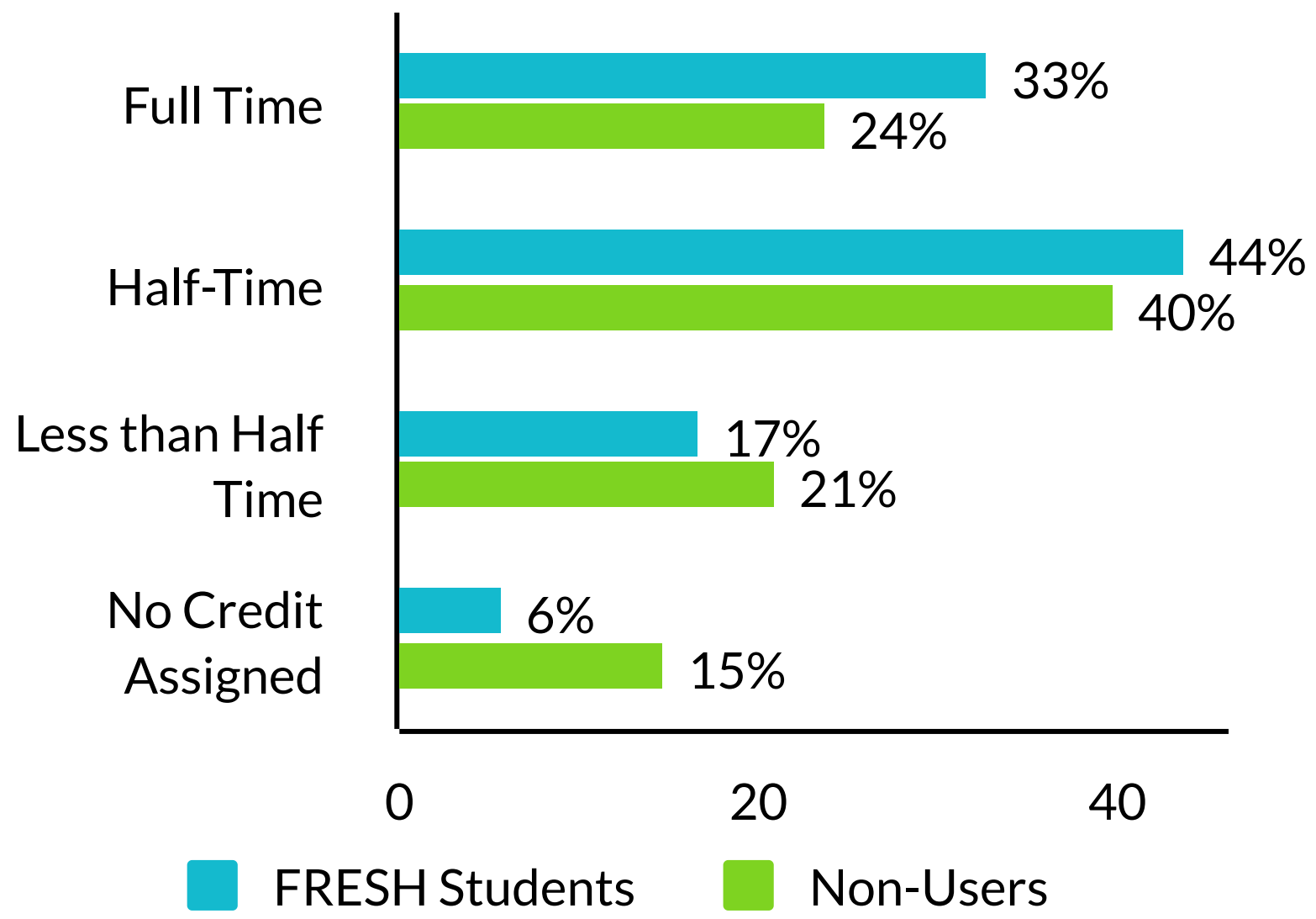
Academic Load of Latinx Students



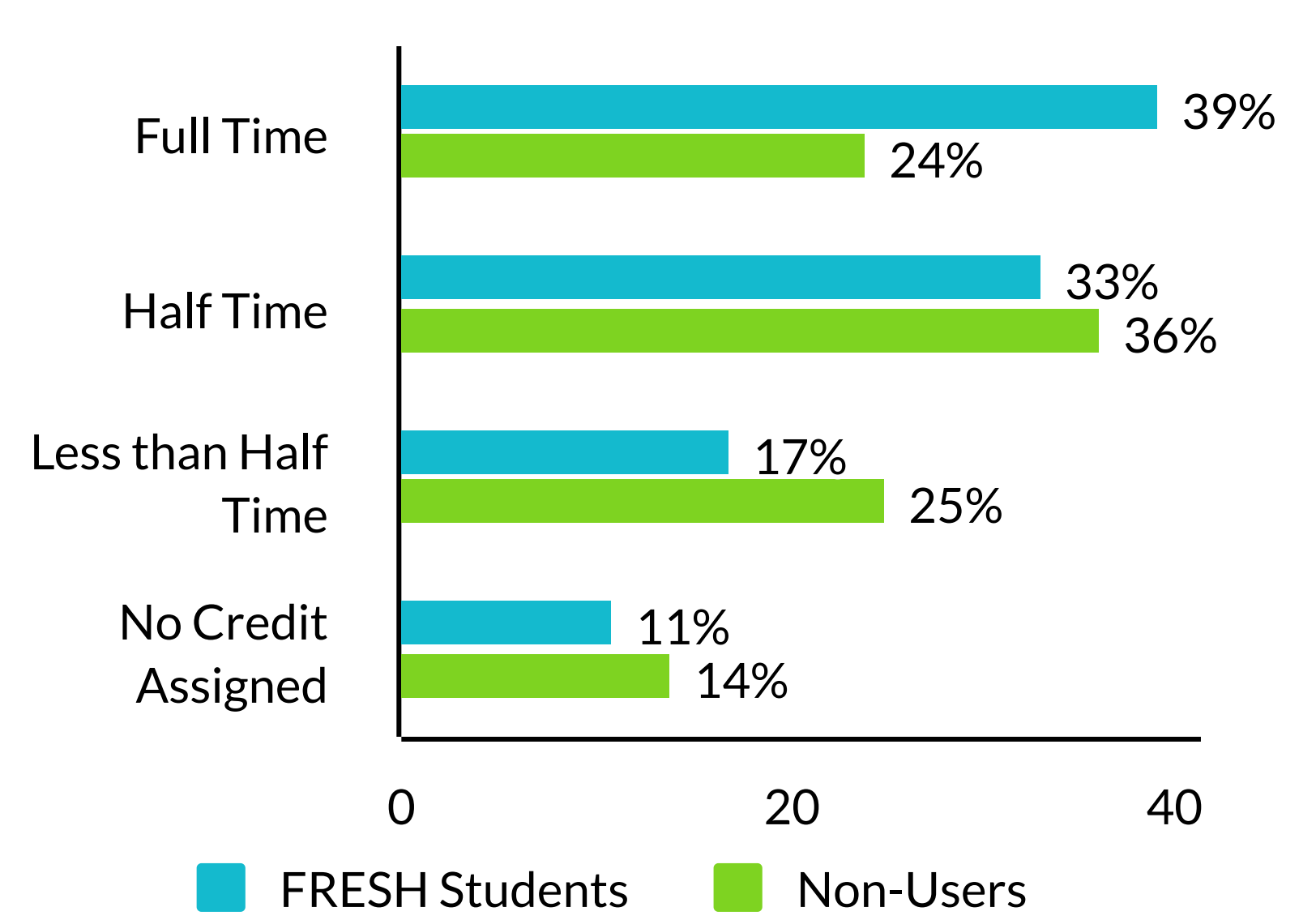
Academic Load of Latinx Students



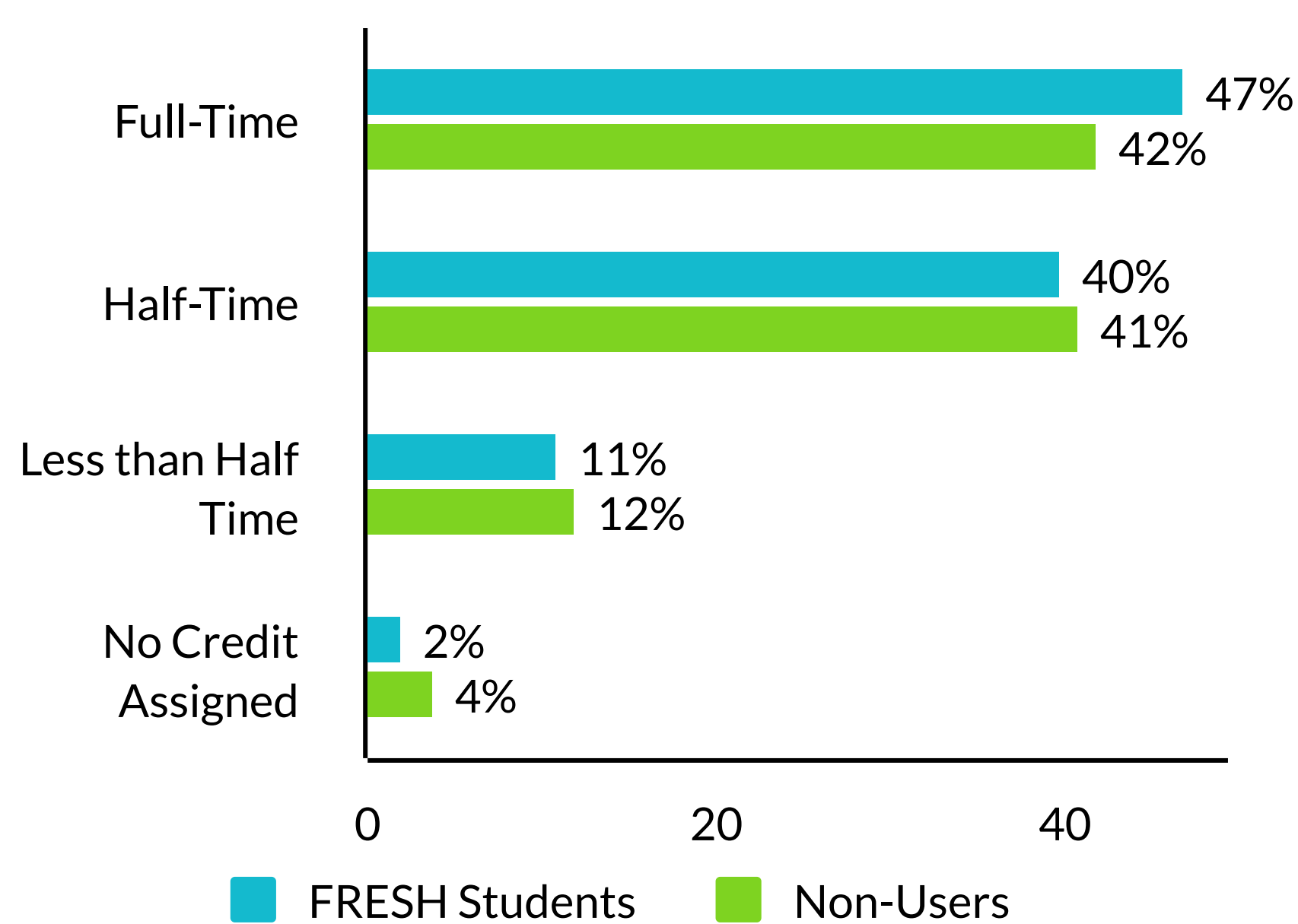
Academic Load of Black Students



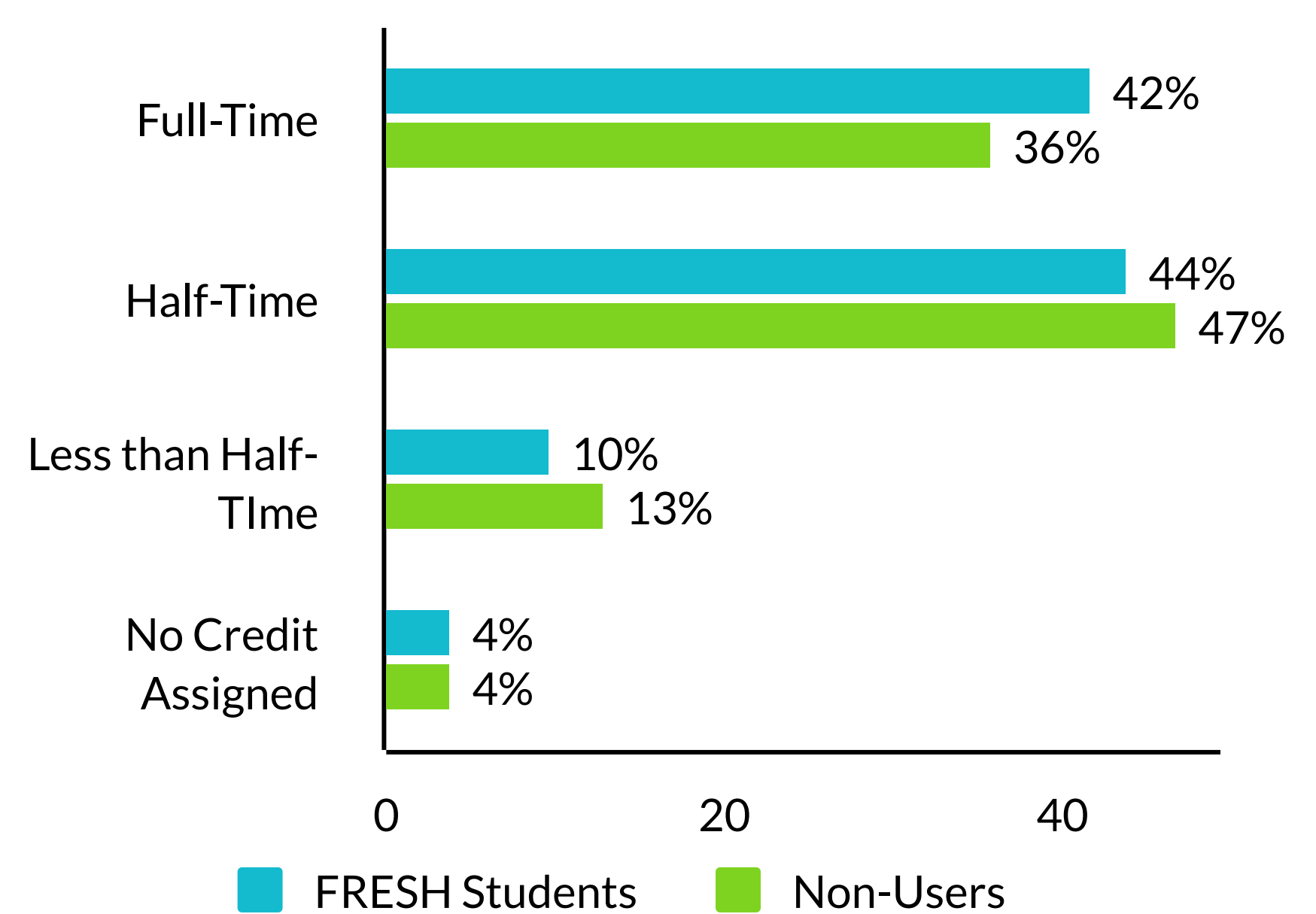
Academic Load of Black Students



Academic Load of Hawaiian/Pacific Islander Students



Academic Load of Hawaiian/ Pacific Islander Students



*Percentages rounded to nearest whole number

Equity Impact of EVC FRESH MARKET

Latinx Students

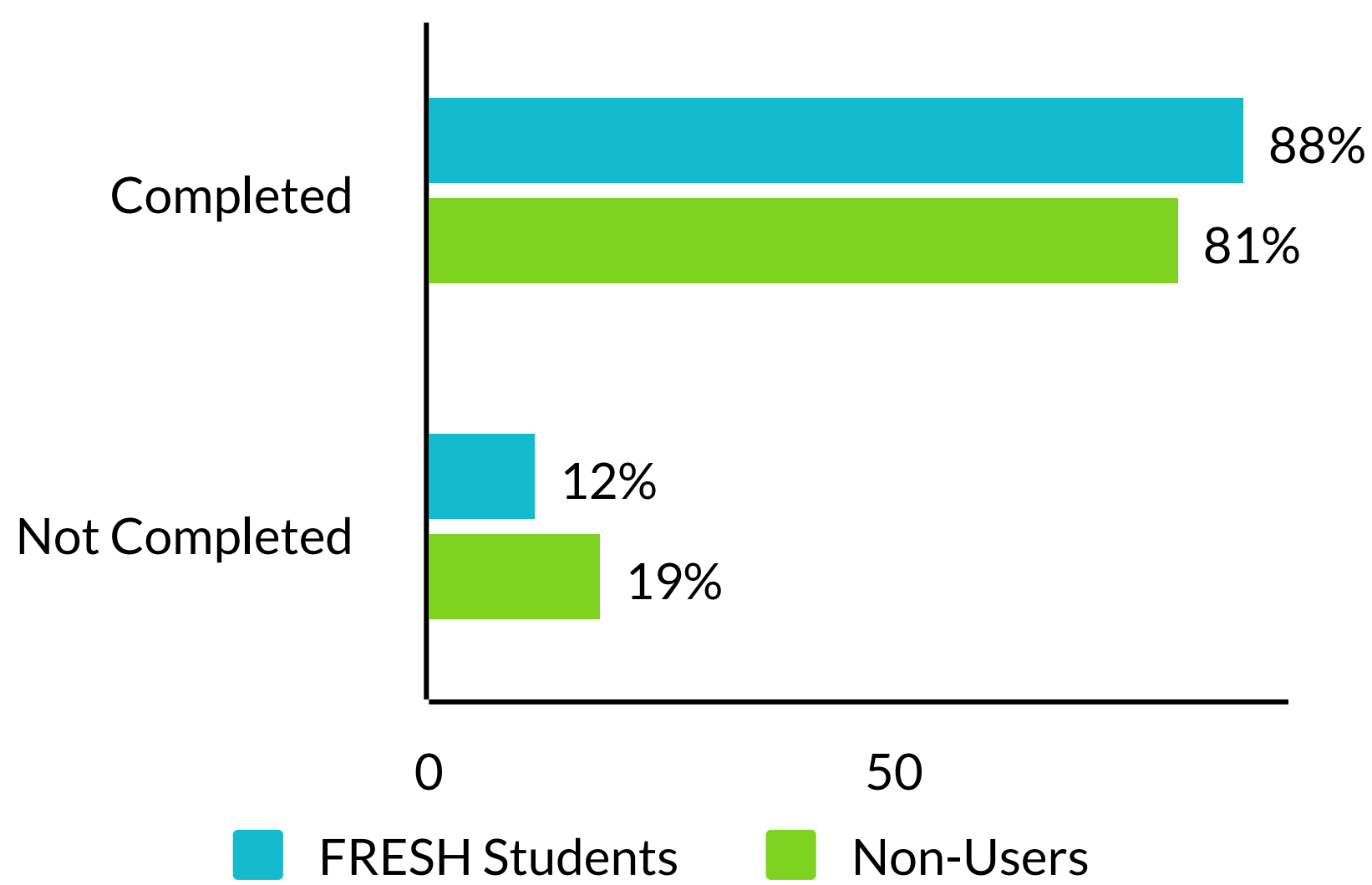
Equity plans are designed to increase achievement by targeting specific indicators (access; retention; attained the vision goal completion; transferred to a four-year institution; and completed both transfer-level math and English) and gauging their success. Colleges are required to create and establish goals and implement strategies to address disparities discovered. In the Spring of 2020, Governor Newsom's updated budget called for the merger of Basic Needs work (specifically addressing Food Insecurity) and the **Student Equity and Achievement Program**.

Of the six disproportionately impacted (DI) groups identified within EVC's Student Equity Plan, only three, Latinx students Black/African American students, and Hawaiian/Pacific Islander students had either significant usage or were easily identifiable through data collected through the FRESH Program. This page provides a preliminary review of the course completion and course success rates of pantry users within these three groups.

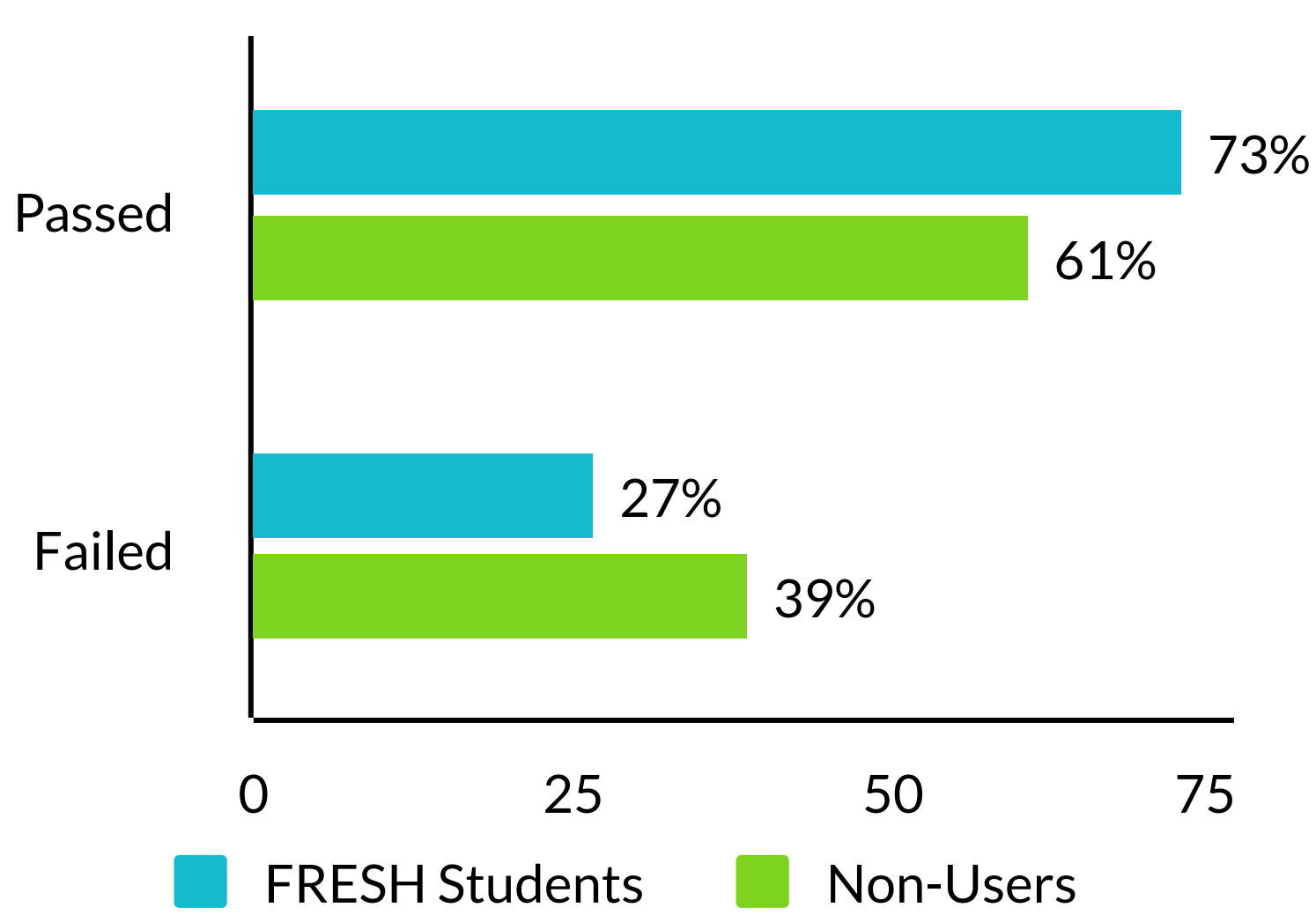


Fall 2021 Data

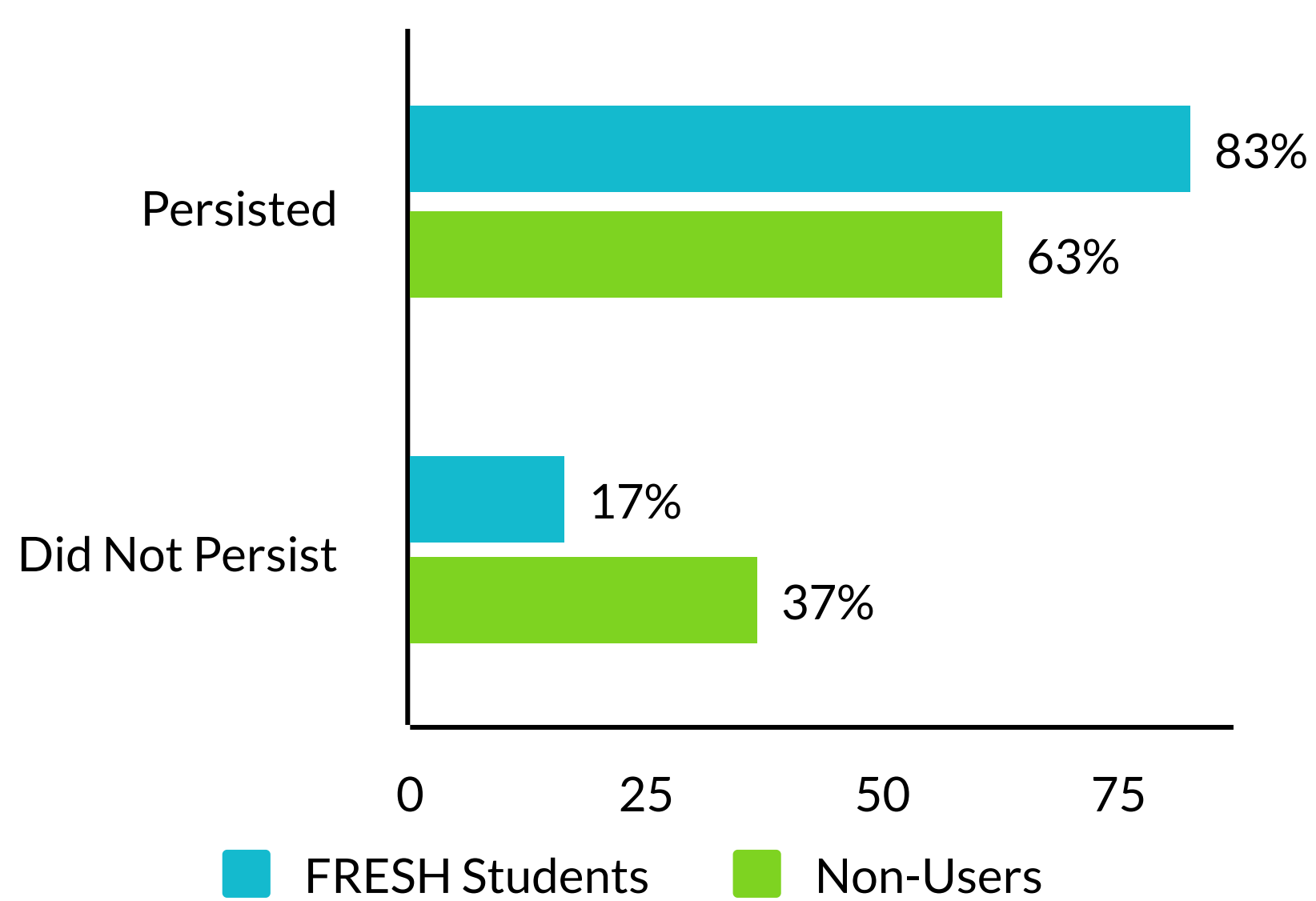
COURSE COMPLETION



SUCCESS RATES

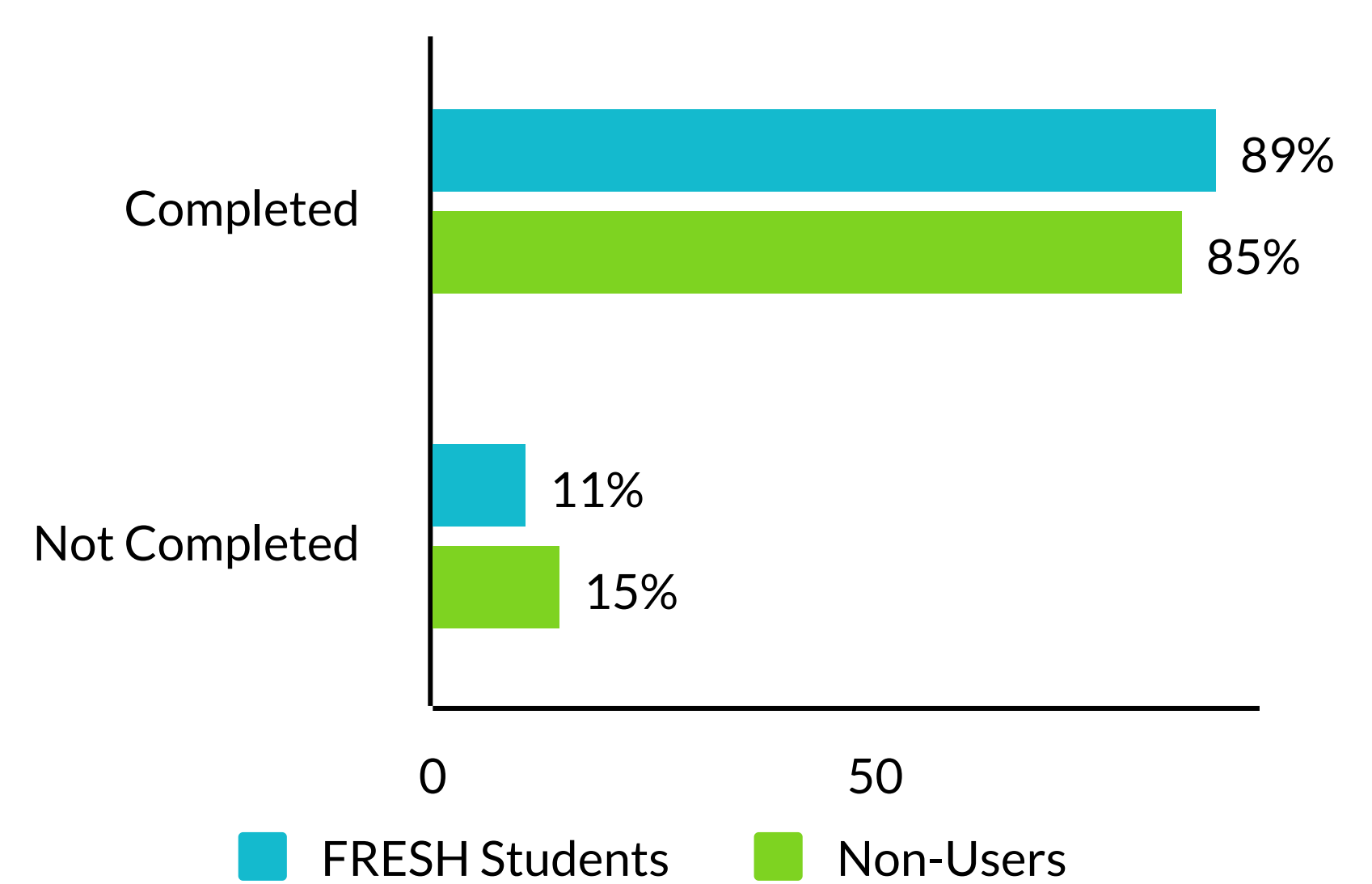


PERSISTENCE/RETENTION

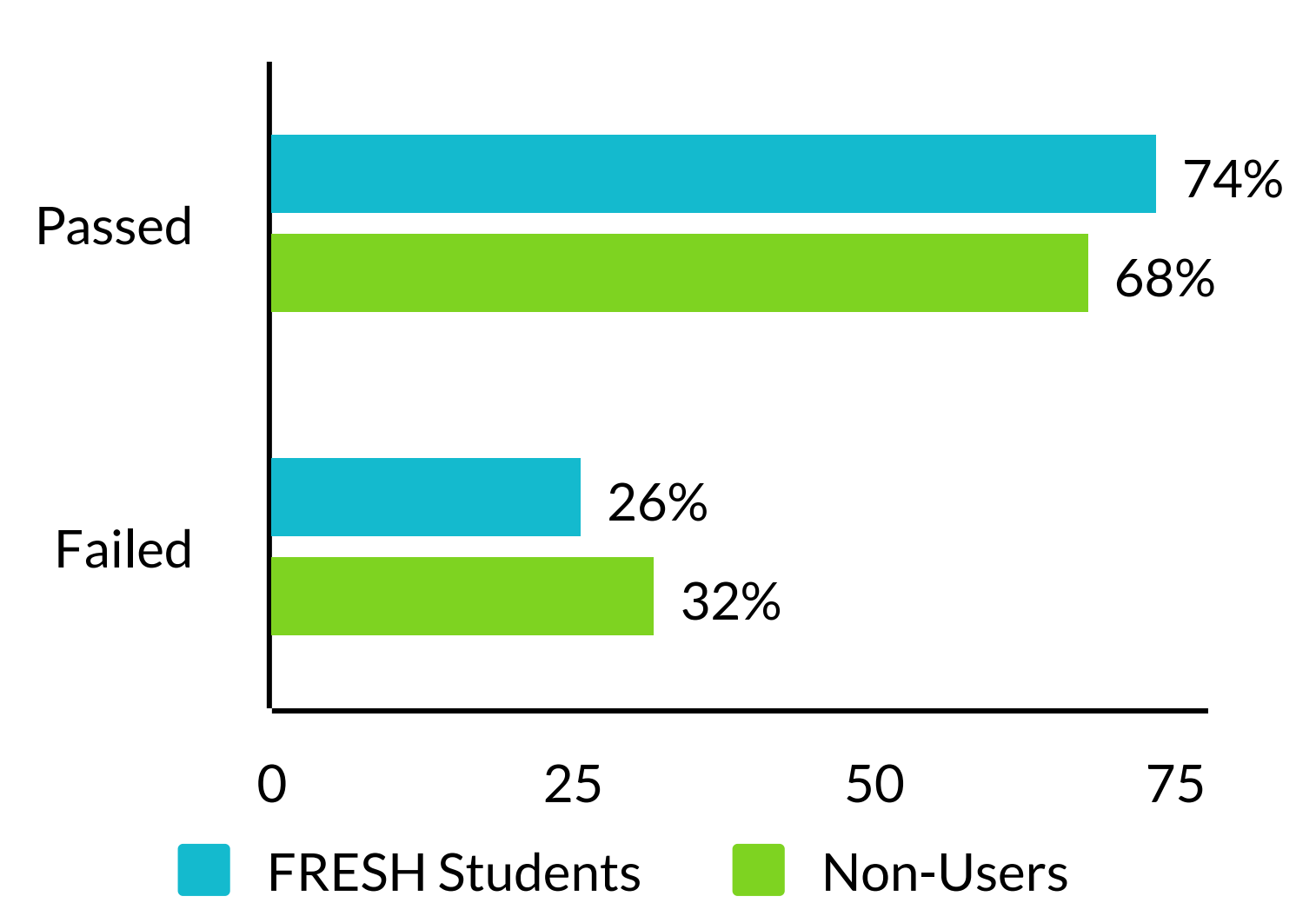


Spring 2022 Data

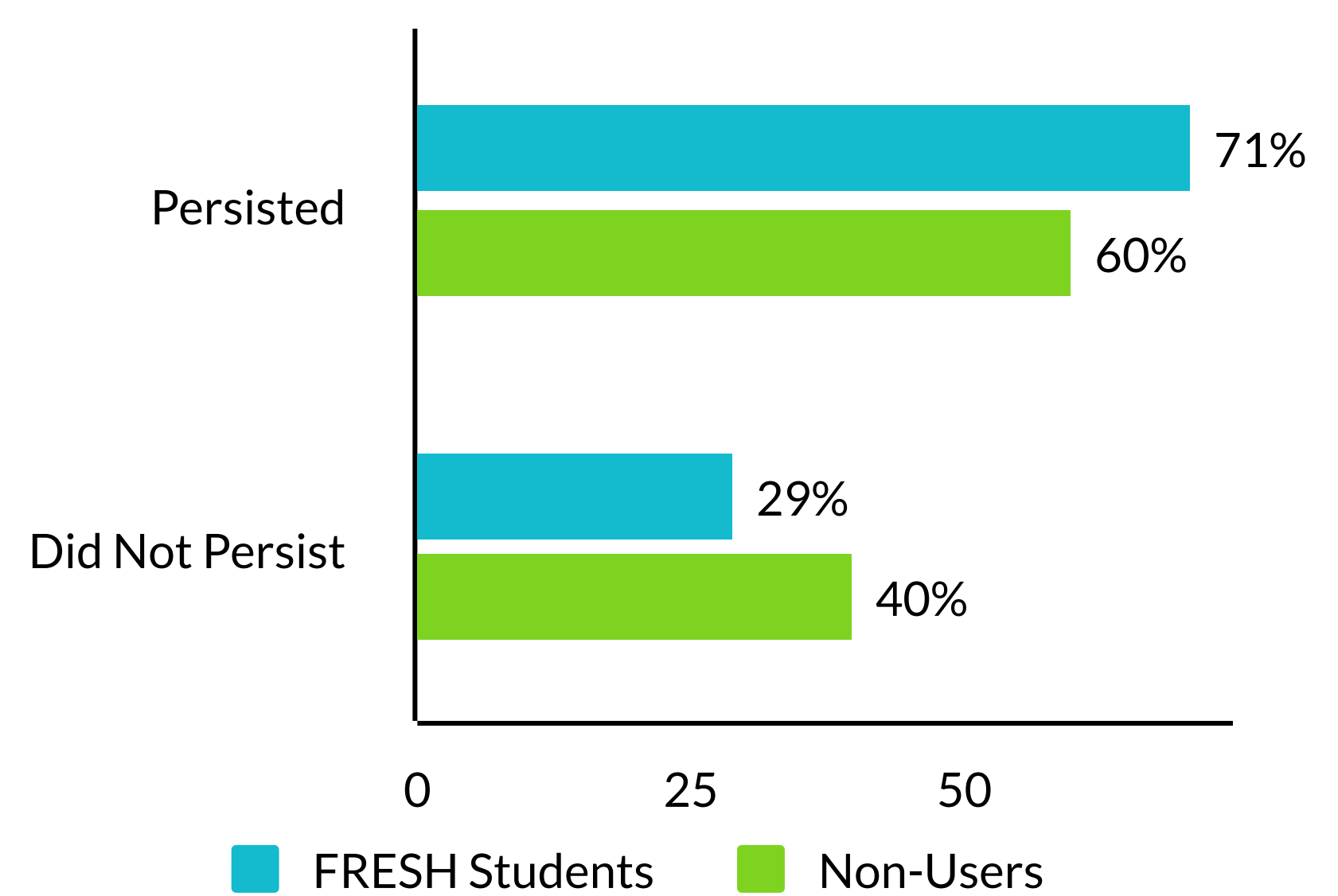
COURSE COMPLETION



SUCCESS RATES



PERSISTENCE/RETENTION



* Percentages rounded to the nearest whole number.

Equity Impact of EVC FRESH MARKET

Black Students

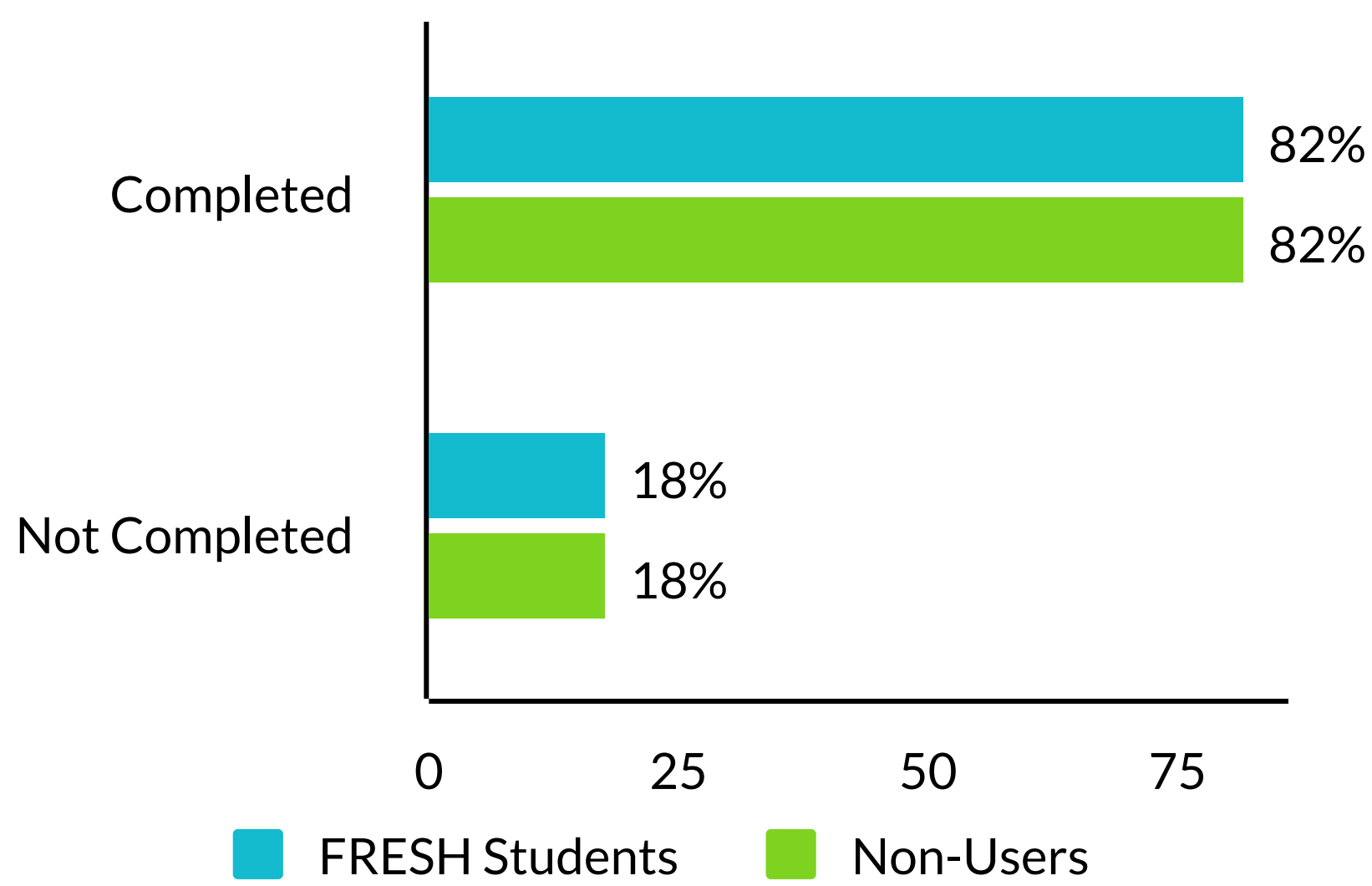
Equity plans are designed to increase achievement by targeting specific indicators (access; retention; attained the vision goal completion; transferred to a four-year institution; and completed both transfer-level math and English) and gauging their success. Colleges are required to create and establish goals and implement strategies to address disparities discovered. In the Spring of 2020, Governor Newsom's updated budget called for the merger of Basic Needs work (specifically addressing Food Insecurity) and the **Student Equity and Achievement Program**.

Of the six disproportionately impacted (DI) groups identified within EVC's Student Equity Plan, only three, Latinx students Black/African American students, and Hawaiian/Pacific Islander students had either significant usage or were easily identifiable through data collected through the FRESH program. This page provides a preliminary review of the course completion and course success rates of pantry users within these three groups.

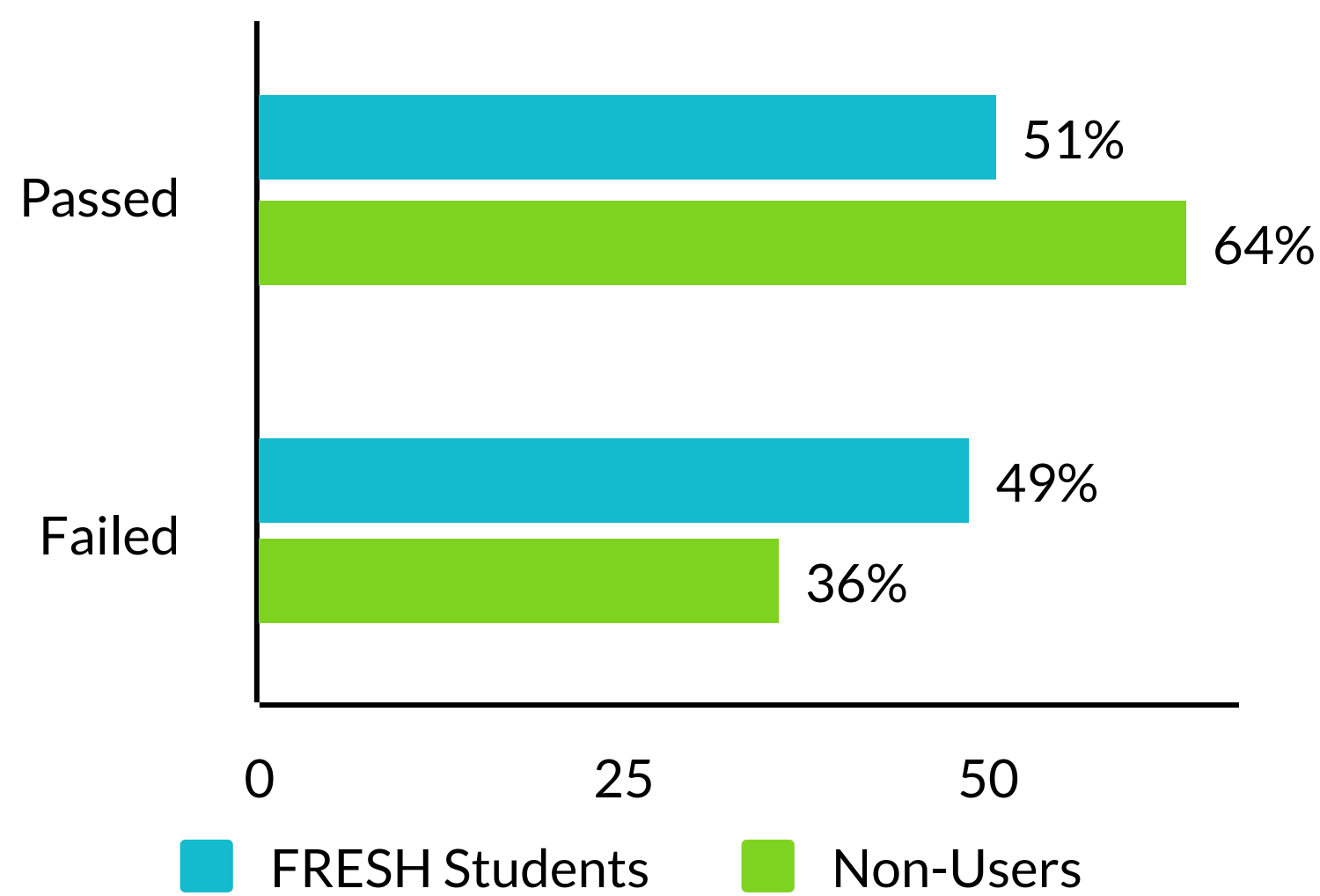


Fall 2021 Data

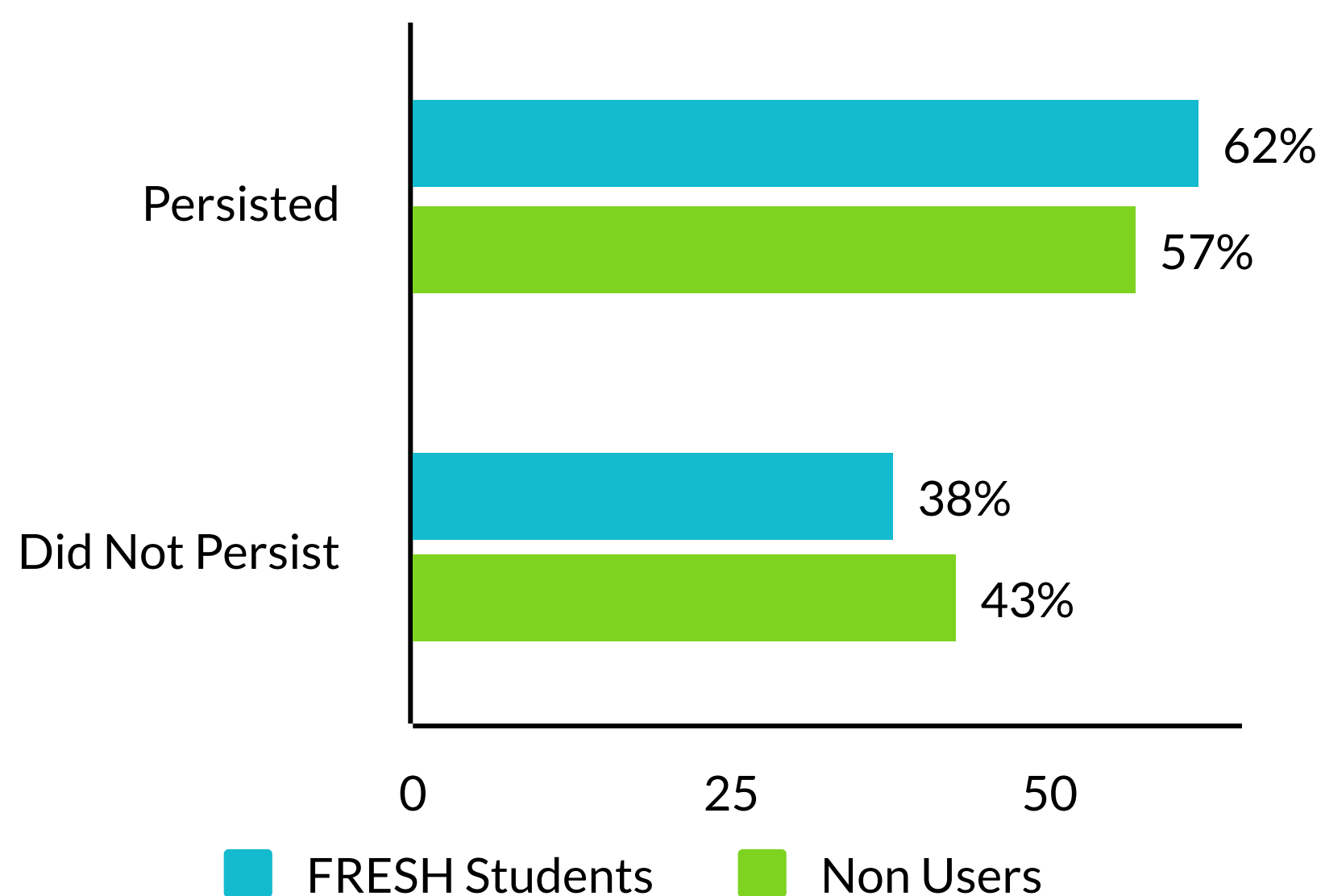
COURSE COMPLETION



SUCCESS RATES

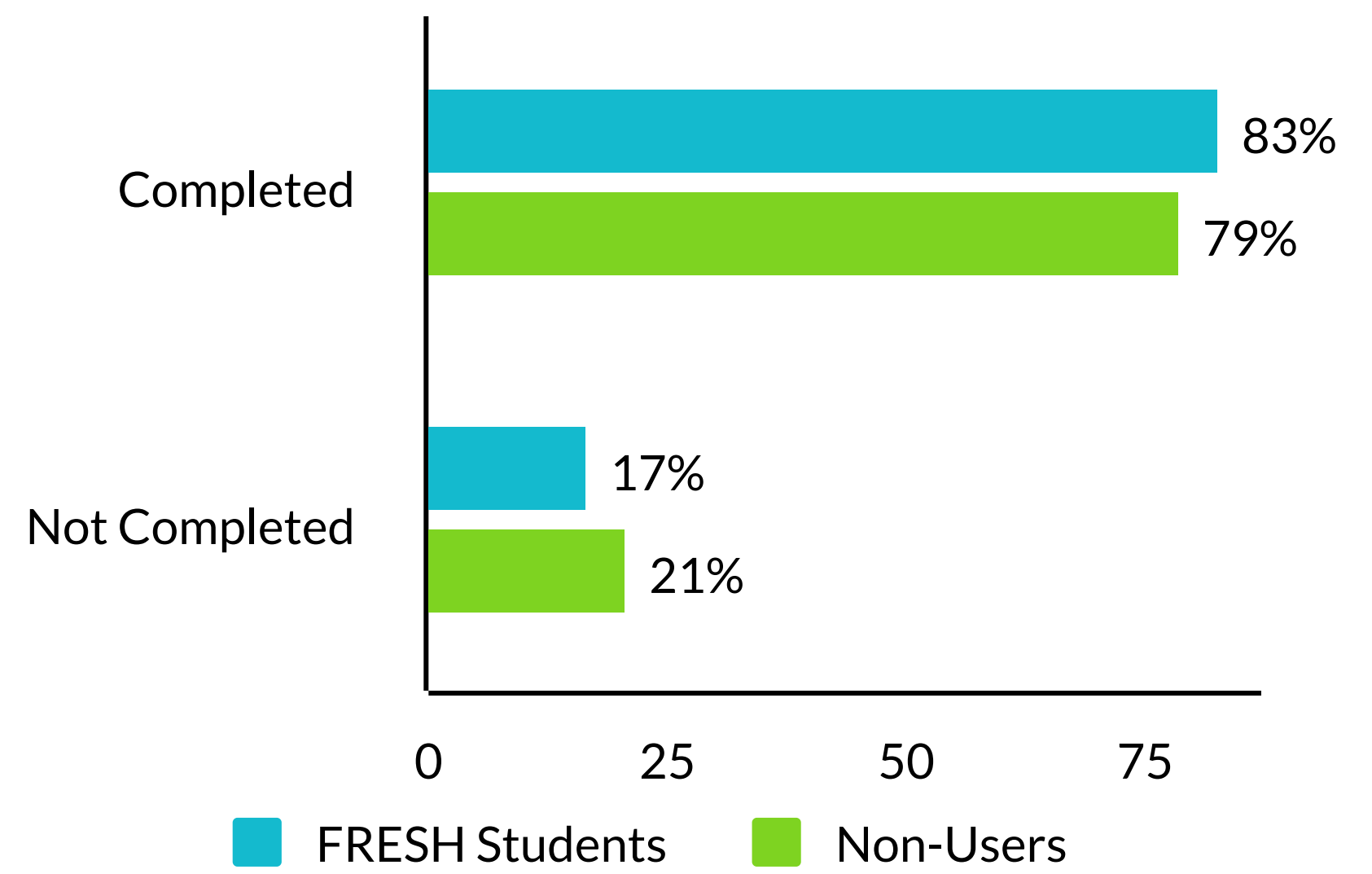


PERSISTENCE/RETENTION

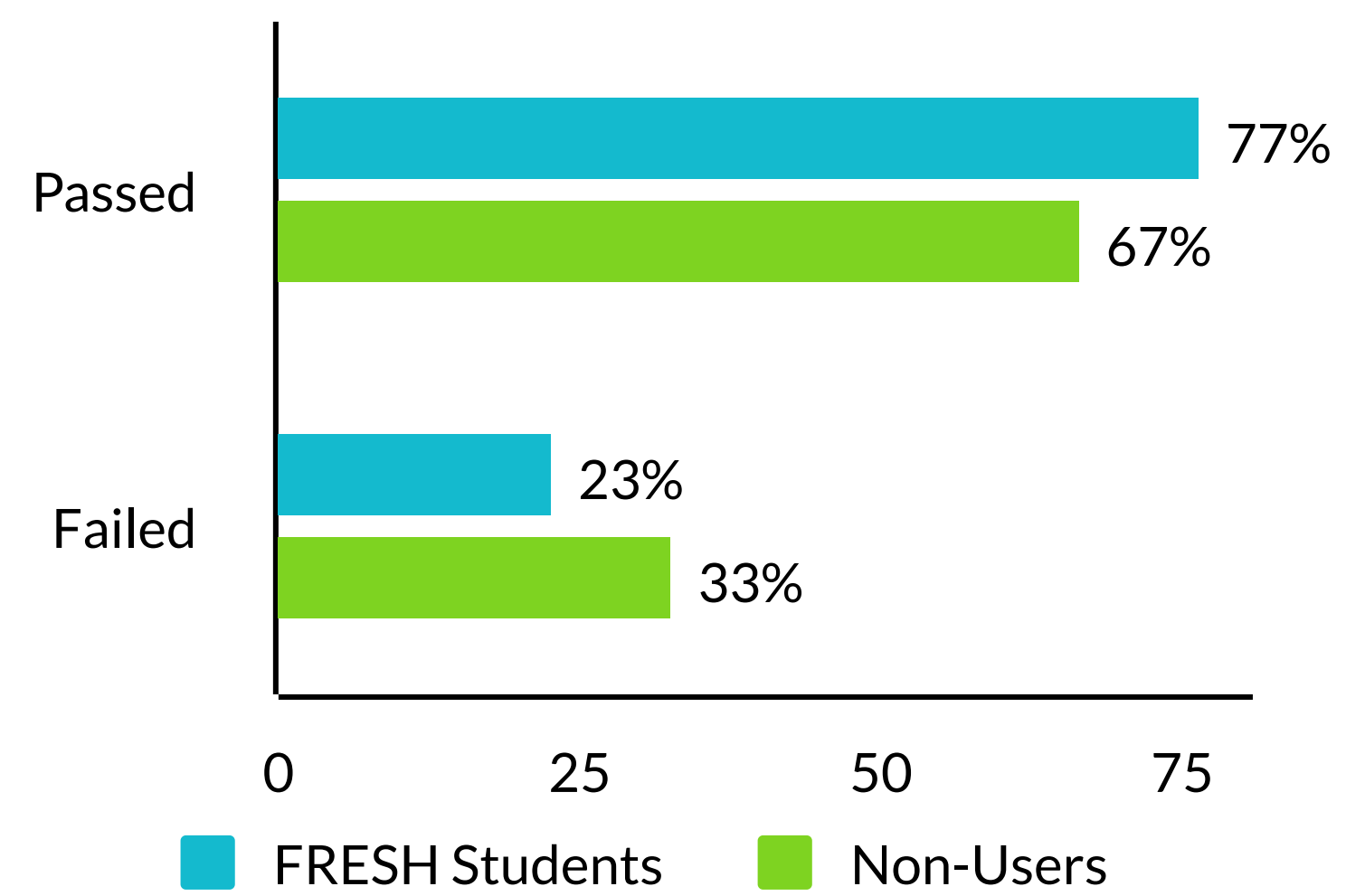


Spring 2022 Data

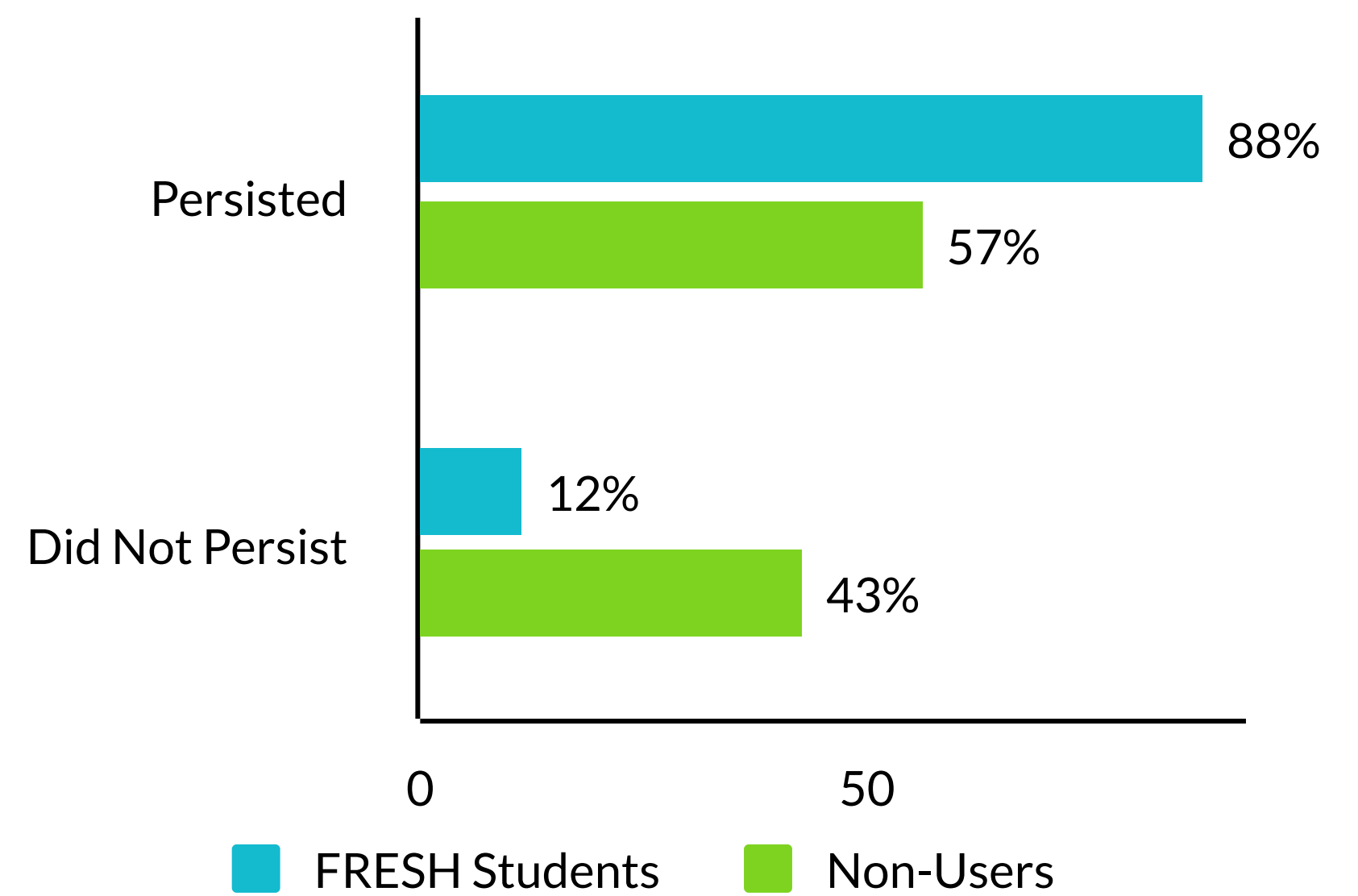
COURSE COMPLETION



SUCCESS RATES



PERSISTENCE/RETENTION



* Percentages rounded to the nearest whole number.

Equity Impact of EVC FRESH MARKET

Of the six disproportionately impacted (DI) groups identified within EVC's Student Equity Plan, Hispanic Students, Black/African American Students, and Hawaiian/Pacific Islander students had either significant usage or were easily identifiable through data collected within the pantry. This page provides a preliminary review of the course completion, course success rates, and persistence and retention rates of FRESH program users within these groups.

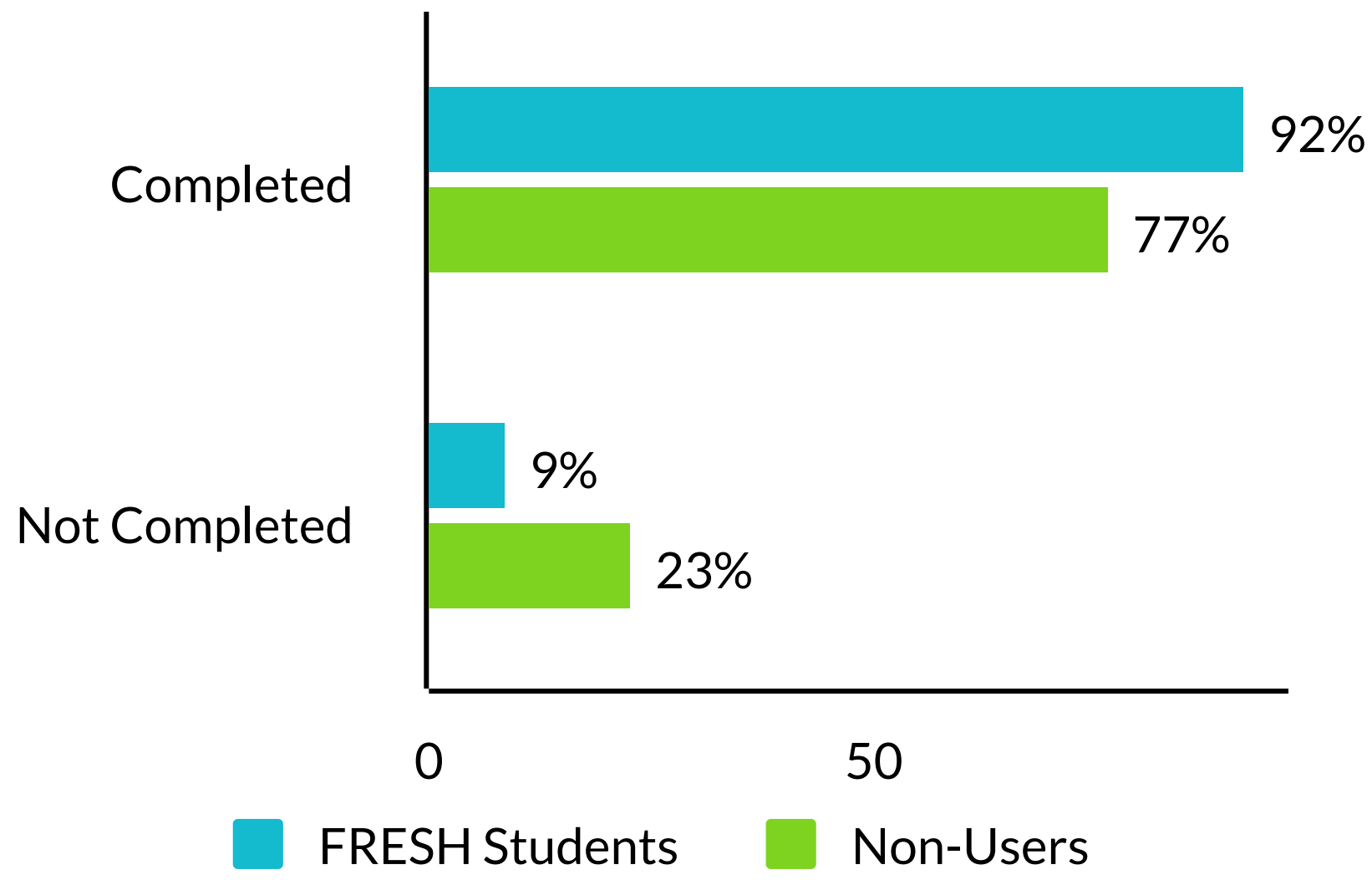
In comparison to previous years where Hawaiian/Pacific Islander students did not perform better academically than non-users (with the exception of Spring 2021 persistence rates), in the 2021-2022 academic year, the overall rates of Hawaiian/Pacific Islander FRESH student users' academic performance increased, but still fell below their peers. Additional research is recommended to understand what additional services or processes can be utilized to assist this student population.



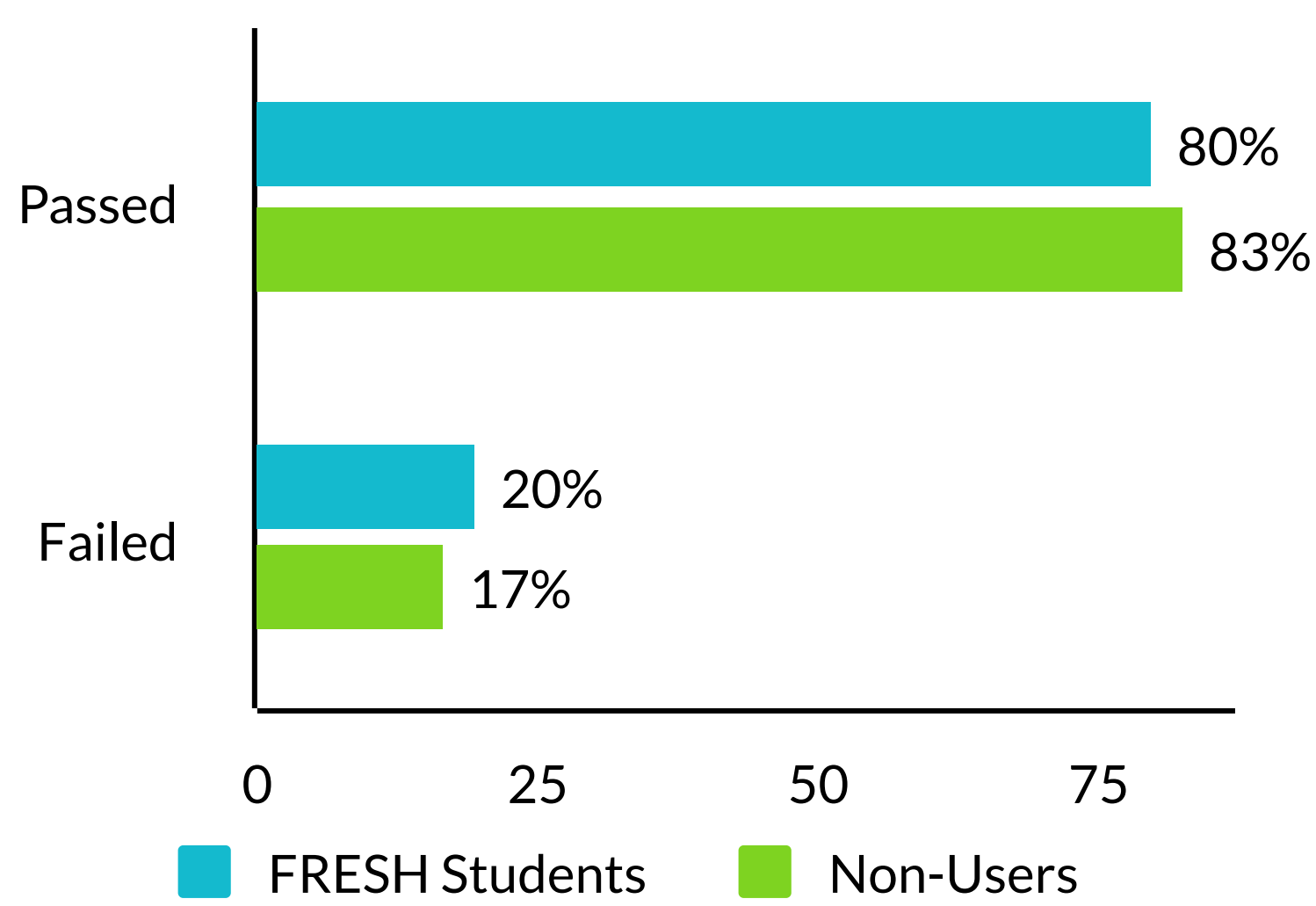
Hawaiian/Pacific Islander Students

Fall 2021 Data

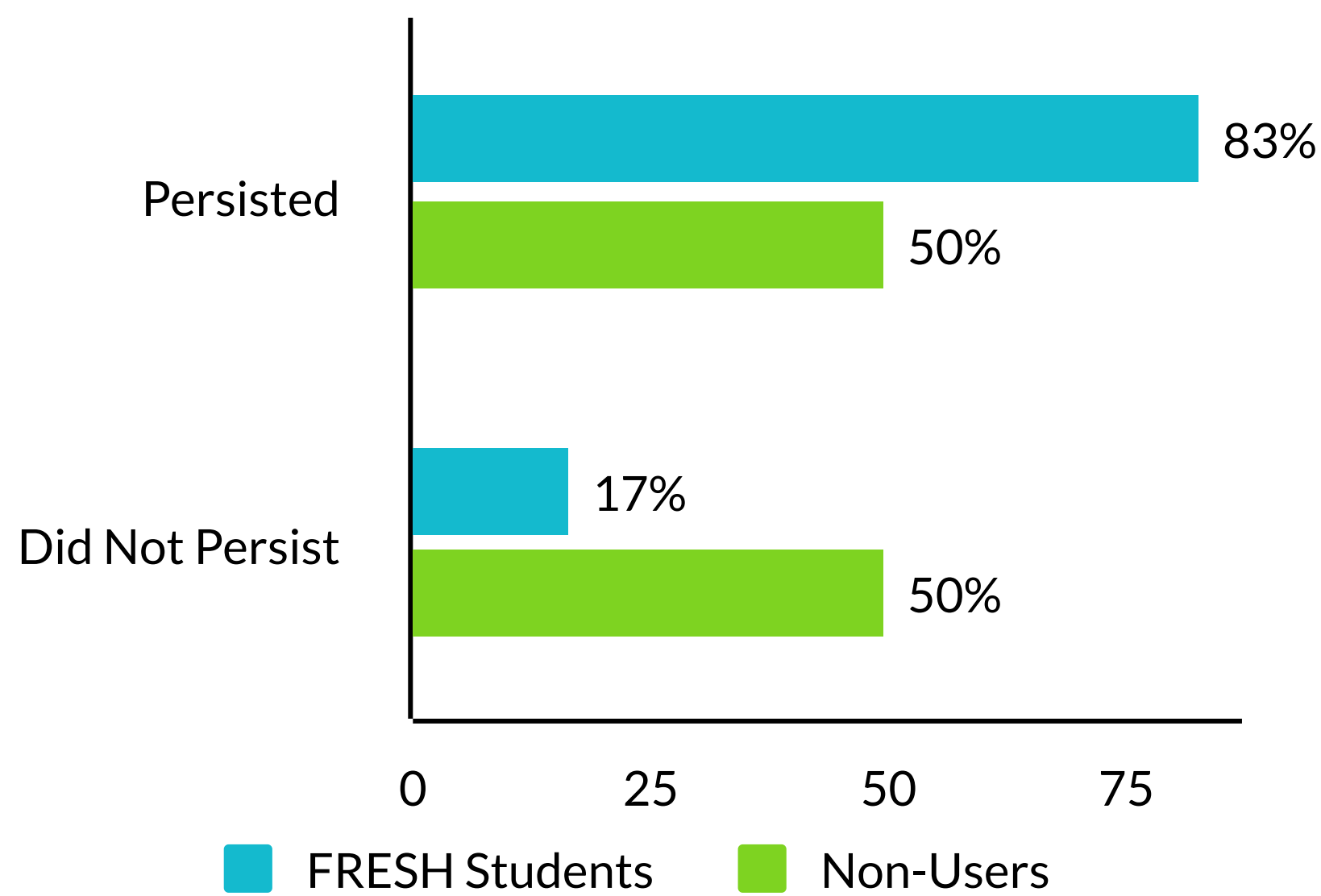
COURSE COMPLETION



SUCCESS RATES

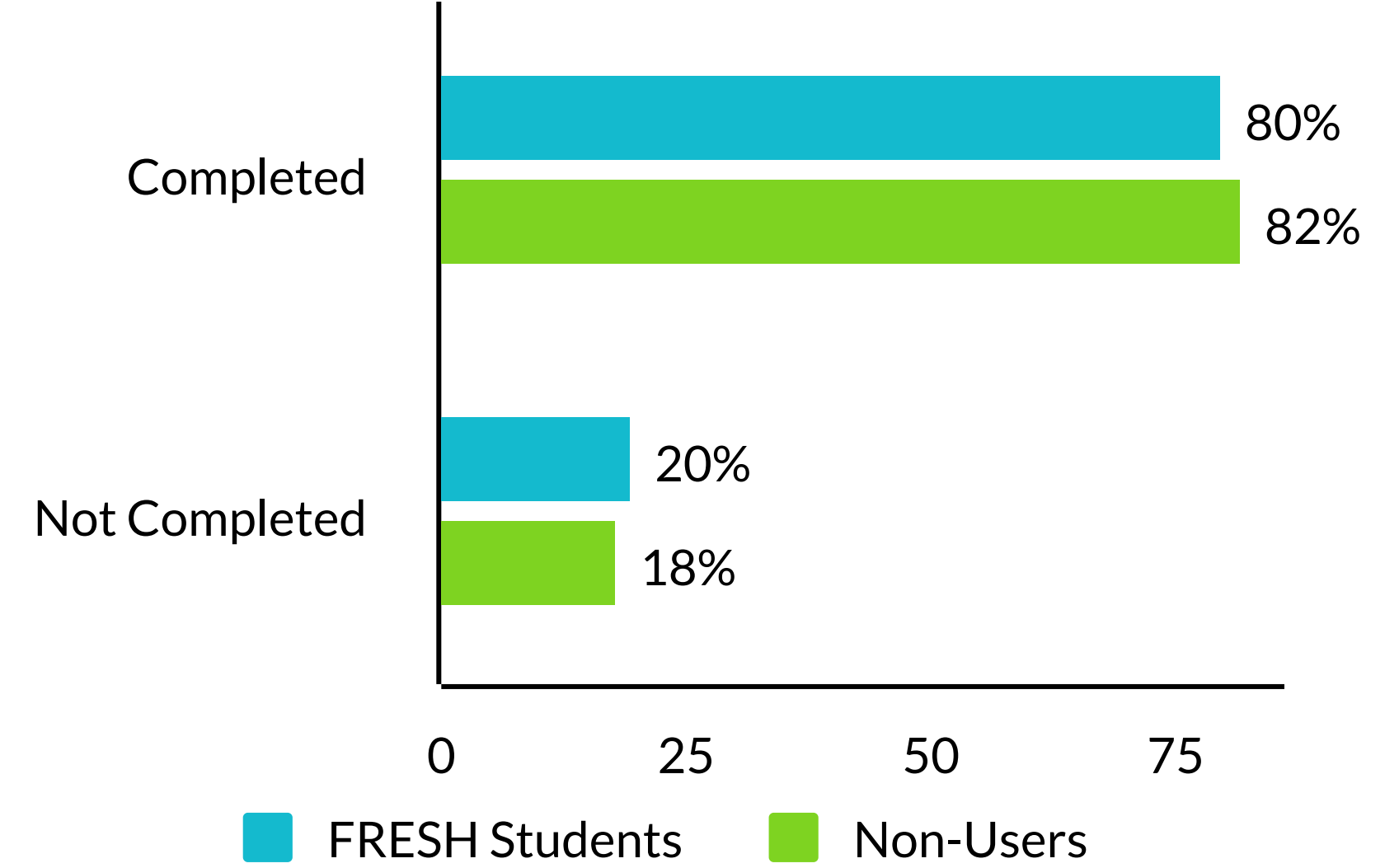


PERSISTENCE/RETENTION

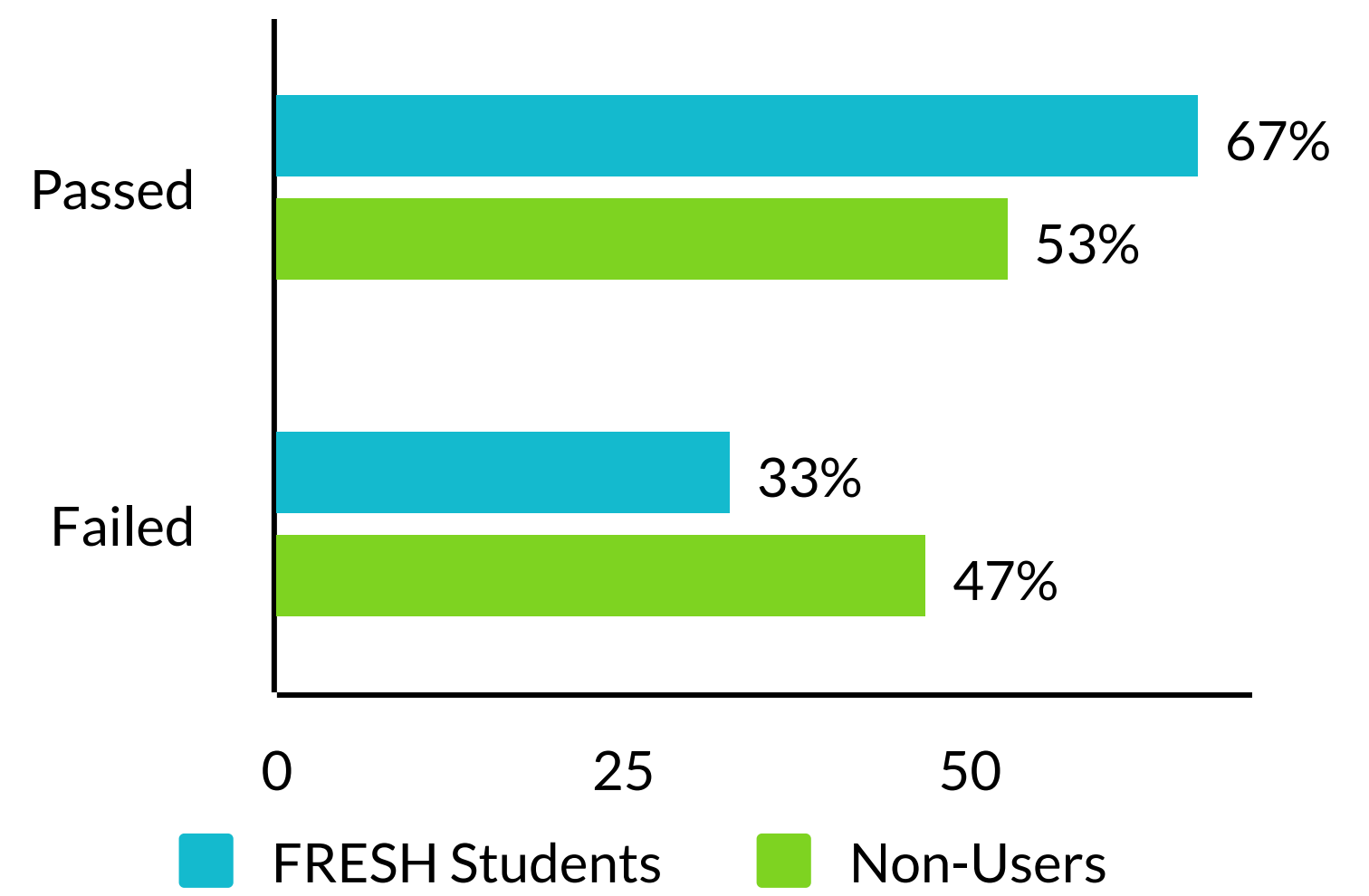


Spring 2022 Data

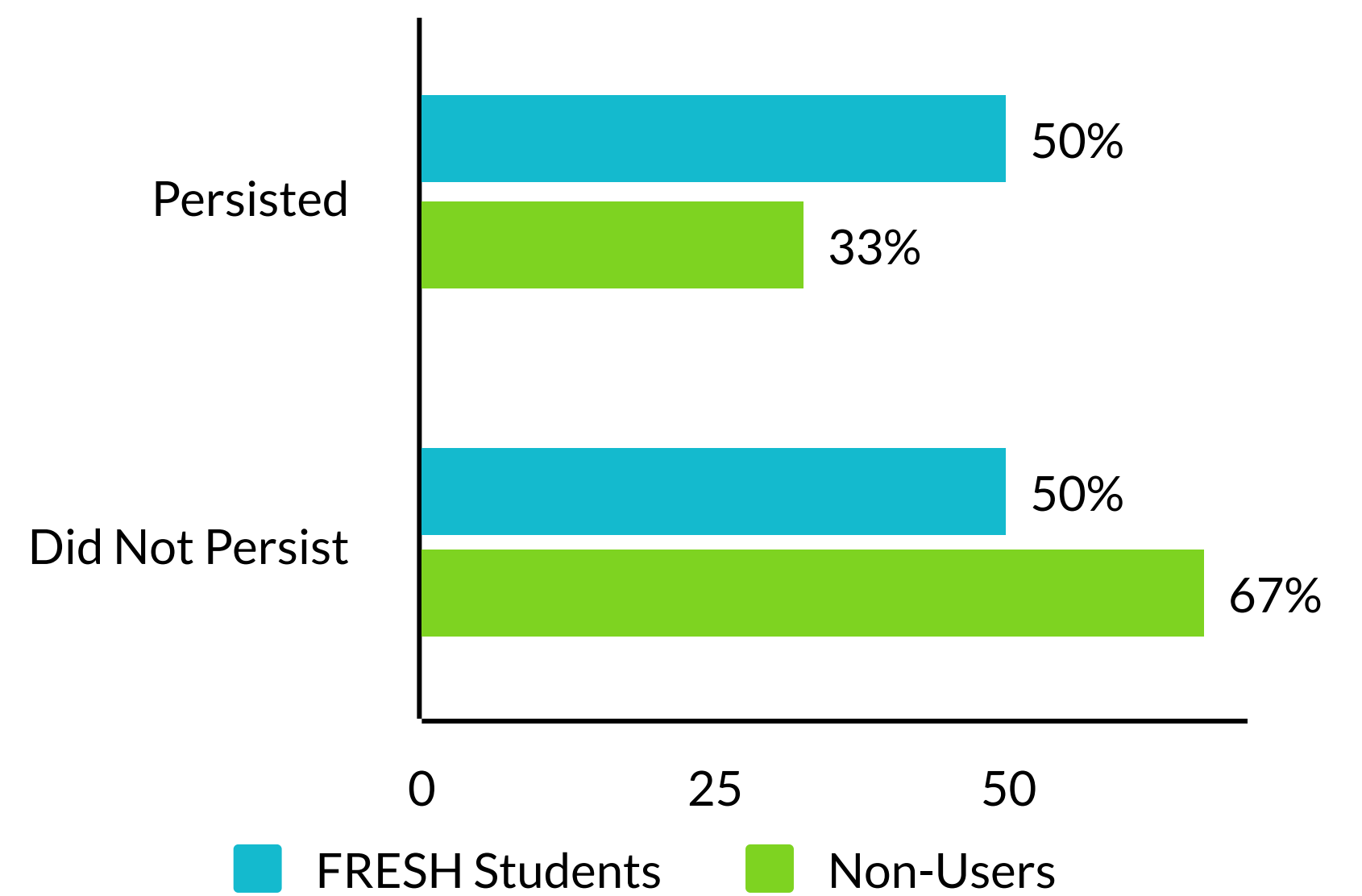
COURSE COMPLETION



SUCCESS RATES



PERSISTENCE/RETENTION



* Percentages rounded to the nearest whole number.

SUCCESSSES AND OPPORTUNITIES FOR IMPROVEMENT

✓ INCREASE IN FACULTY SUPPORT

In the 2020-2021 Academic Year, only 16% of all course syllabi had information regarding Basic Needs Services. In the 2021-2022 Academic Year, this number jumped up to 40%. The increase in course syllabi displaying basic needs services corresponds to an increase in students utilizing services. In addition, EVC faculty have supported Basic Needs services through Service-Learning Opportunities, the maintenance of a faculty-led Canvas Site for Basic Needs Resources, and by bringing classes to the various food distributions. These actions have helped contribute to ending the stigma related to accessing basic needs services.

✓ COMMUNITY PARTNERSHIPS

The EVC FRESH Market added three additional community partnerships in the 2021-2022 academic year including; Doordash, Amigos de Guadalupe, and Dress for Success. All three of these partnerships allow for the expansion of existing services on campus. For example, the partnership with Doordash allows for items from the Farmer's Market and Food Distribution to be delivered to students who either have class/work during the distributions, utilize public transportation and cannot carry items from the distribution, or are unable to physically carry items. We expect that this will increase access to services for parenting students, elder students, and/or students with physical disabilities.

✓ CLEANER DATA

The 2021-2022 Academic Year was the first year in which data was disaggregated by services received and student enrollment. By doing so the campus is better able to understand the needs of specific student populations. For instance, previous years showed that 18-24-year-old students were not accessing basic needs services (which had been identified as food-related services). However, data from the 2021-2022 Academic Year show that students 18-24 years old were accessing services related to mental health referrals and financial support for textbooks and course materials, at a rate proportionate to the campus population. This would indicate that food security is not a top need for students within this age group compared to other services. Likewise, students aged 40+ are more likely to access food services, indicating these students are more likely supporting families with these services. This disaggregated data assists the campus in better marketing services to students within the various age groups.

✗ COURSE SUCCESS RATES

With the exception of Latinx student users, the 2021-2022 Academic Year marked the first time that Black/African American FRESH student users did not successfully complete their courses at a higher percentage than their peers who were non-users. For Hawaiian/Pacific Islander students, this was the second Academic Year in a row. It is important to note that this remains true only for the Fall semester. However, despite not successfully completing their courses at the same rate or higher than their peer non-users, both Black/African-American and Hawaiian/Pacific Islander FRESH student users still persisted at higher rates than their peers who did not utilize any FRESH services. It is recommended that the FRESH Assistance Center examine what additional wraparound services/support is needed for these groups of students during the fall semester to assist students with successful course completion.

✗ EVENING STUDENTS ACCESS

EVC offers a multitude of services and events for students. However, students that are employed and/or primarily take evening courses, have a harder time accessing Basic Need Services. Efforts should be made to ensure that the basic needs of evening students and primarily online students receive adequate services. Suggested activities include extended hours once a week for evening students, an increase in virtual appointment times, and e-grocery/gas gift cards that can be used by students primarily registered for online courses.

✗ STAFFING CONCERNS

In the 2020-2021 academic year, EVC FRESH Program assisted over 1,641 unduplicated students. In 2021-2022, EVC assisted 1,881 unduplicated students in addressing food insecurity and 533 unduplicated students with other basic needs-related services. Despite the uptick in usage, the office still operated with only one full-time employee and one faculty case manager working a 40% overload. It is recommended that the campus utilize the Basic Needs Center allocation to hire part-time or hourly personnel to assist with the increase of students.



CAMPUS RECOMMENDATIONS



1 AD HOC COMMITTEE

A F.R.E.S.H. AD HOC COMMITTEE SHOULD BE FORMED CONSISTING OF VARIOUS CONSTITUENT GROUPS AND DEPARTMENTS ON CAMPUS SUCH AS: CLASSIFIED STAFF, FACULTY, STUDENTS, INSTITUTIONAL EFFECTIVENESS, EARLY ALERT, AND STUDENT EQUITY. THE PURPOSE OF THE COMMITTEE WILL BE TO ENSURE THE BASIC NEEDS OF STUDENTS ARE MET. THE COMMITTEE SHALL FUNCTION TO REVIEW DATA, CAMPUS ACTIVITIES, AND BEST PRACTICES TO MEET EVC'S STRATEGIC INITIATIVE AND EQUITY OBJECTIVES.



2 COURSE SYLLABUS

TO ENSURE EVERY STUDENT RECEIVES INFORMATION PERTAINING TO BASIC NEEDS RESOURCES ON CAMPUS, FACULTY COURSE SYLLABI SHOULD CONTAIN CONTACT INFORMATION AND THE LOCATION OF SERVICES FOR STUDENTS. PARTICULARLY THERE IS A NEED TO ENSURE ADJUNCT FACULTY ARE AWARE OF THE EXISTING SERVICES AND ARE ABLE TO PROVIDE THIS INFORMATION TO STUDENTS ON THEIR COURSE SYLLABUS.



3 ALL HANDS ON DECK

EVERYONE ON CAMPUS PLAYS A PART IN THE SUCCESS OF EVC'S BASIC NEEDS INITIATIVES. EVERY EFFORT SHOULD BE MADE TO ENSURE THAT INDIVIDUALS ARE ABLE TO PARTICIPATE AND ASSIST WITH CAMPUS EVENTS RELATED TO BASIC NEEDS. SUGGESTED ACTIVITIES INCLUDE ADOPTING A SECOND HARVEST FOOD DRIVE DAY OR EVC FRESH FARMER'S MARKET DAY OR FRIENDLY STAFF VS. FACULTY COMPETITION TO SEE WHO CAN COLLECT THE MOST SERVICE HOURS IN A YEAR.



4 INSTITUTIONAL FUNDING

WITH ADDITIONAL FUNDING RECEIVED THROUGH THE STATE FOR BASIC NEEDS INITIATIVES, THE EVC CAMPUS SHOULD CONSIDER USING THESE FUNDS TO EXPAND BASIC NEEDS SERVICES AND OFFERINGS SUCH AS HOTEL/HOUSING VOUCHERS AND ADDITIONAL SUPPORT FOR PARENTING STUDENTS. ALL OF WHICH REMAINS AN AREA FOR GROWTH FOR THE CAMPUS.



EVERGREEN VALLEY COLLEGE

Special Thank You To:

COMMUNITY PARTNERS

California Community College Chancellor's Office
Hunger at Home
New Seasons Grocery Store
Amigos de Guadalupe Center
Santa Clara County Public Health Department

DoorDash
Leah's Pantry
Dress for Success
Second Harvest of Silicon Valley

DATA ANALYSIS

Hazel De Ausen, Research Analyst, EVC Institutional Effectiveness Office

EVC ASSOCIATED STUDENT GOVERNMENT MEMBERS & Student Volunteers

Hunter Avant	Chelsea Ocampo Rufo
Piolo Catapang	Emmeline Nguyen
Flor Centeno	Desiree Rios
Eduard Kaba	Andrew Ritchie
Arshmeet Kaur	Fernanda Torres
Jacob Landsberg	Shelly Saechao
Emily Le	Kobe Voltaire
Jemima Olufade	Lourdes Trinidad Martinez

EVC FACULTY/STAFF VOLUNTEERS

EVC Custodial Staff	Jaclyn Johnson
Abby Abdel Halim	Arnold Juntado
Josie Aguirre	Bhawana Kamil
Sylvia Anderson	Paulina Lee Reza
Sravani Banerjee	Paul Paiz
Claudia Barajas	Lan Mai
Claudia Barbosa-Daniels	Sambo Mathew
Celso Batalha	Sam Morgan
Lisa Bell	America Minjares
Gina Bonanno	Sarai Minjares
Vincent Cabada	Hiep Nguyen
Colleen Calderon	Khanh-Hoa Nguyen Wong
Orlando Carrera	Tina Nguyen
Deborah Chan	Mahad Omer
Karen Cheung	Mike Osorio
Teneka Cornish	Felicia Perez
Katie Curnyn	Matais Pouncil
Hazel De Ausen	Hoa Pham
Rita De La Cerda	Tram Pham
Maniphone Dickerson	Jorge Quezada
Sean Dickerson	Ingrid Rottman
Anali Dimas	Josh Russell
Susan Edman	Raul Rodriguez
David Eisenberg	Paulette Sadler
Margaret Faumui	Margarita Savageau
Celina Gallegos	McTate Stroman II
Mayra Garcia	Anh Tran
Victor Garza	Kathy Tran
Tammeil Gilkerson	Nancy Tung
Nicholas Goodwin	Ana Villa
Mark & Isabel Gonzales	Ann Vu
Robert Gutierrez	Thang Vu
Madhvi Gupta	Sue Wetzel
Helen Han	Howard Willis
Kara Has	Vivian Yabumoto
Tina Iniguez	Brandon Yanari
John Kaufmann	Iriana Zavala Camacho
Robbie Kunkel	Sobrato Foundation
Kelly & Ken Jardin	
Katherine Jasper	
Garry Johnson	

